

**Gravenstein Union School District**  
**Board of Trustees - Regular Board Agenda**  
**5:00 p.m. – Open Session - Gravenstein School – Room 13**  
**Closed Session to follow Open Session**  
**Wednesday April 13, 2016**

If you need an accommodation for the Board Meeting, contact Superintendent Linda LaMarre at (707) 823-7008 or llamarre@grav.k12.ca.us  
Agenda documents are available for inspection at the Gravenstein District Office

3840 Twig Avenue, Sebastopol, CA

**I. CALL TO ORDER - ROLL CALL**

Time: \_\_\_\_\_ Members present/absent: \_\_\_\_\_

**II. PUBLIC INPUT ON ITEMS NOT ON THE AGENDA**

This section is a time for members of the audience to address the Board regarding items not on the agenda. Board action cannot take place at this meeting, as a result of the input given. There will be a limit of 3 minutes for each person speaking under this section.

**III. APPROVAL OF CONSENT AGENDA**

- A. Approval of Agenda Order
  - B. Approval of Minutes: Regular Meeting Minutes 3-7-2016, Special Meeting Minutes 3-18-2016, Special Meeting Minutes 3-30-2016, Special Meeting Minutes 4-7-2016, Special Meeting Minutes 4-8-2016 and Special Meeting Minutes 4-9-2016
  - C. Vendor Warrants
  - D. Williams Quarterly Report Summary January 1, 2016 – March 31, 2016
  - E. Donation from Pulley Family of \$250.00 to the Music Program
  - F. Donation from PG&E on behalf of Larry Pulley for \$60 to the Music Program
  - G. Surplus Computer Equipment per attached listing
- Motion \_\_\_\_\_ Second \_\_\_\_\_ Vote \_\_\_\_\_

**IV. REPORTS/CORRESPONDENCE**

- A. Board Reports
- B. Superintendent Report:
  - 1. April Enrollment 2015-16 and Enrollment for 2016-17
  - 2. Transportation
  - 3. Gold Ribbon Award
  - 4. GSF and MPF Updates
  - 5. Sonoma County Quarterly Investment Report for Quarter ending December 31, 2015
- C. Hillcrest Report
- D. GUTA Report

**V. BUSINESS**

- A. Gravenstein Elementary Modernization – Phase 2 Project Budget & Update  
Motion \_\_\_\_\_ Second \_\_\_\_\_ Vote \_\_\_\_\_
- B. Discussion on the ENRICH! program  
Motion \_\_\_\_\_ Second \_\_\_\_\_ Vote \_\_\_\_\_
- C. Adoption of K-8 Math Program – Houghton Mifflin / Harcourt *Go Math* and surplus previous Math adoption  
Motion \_\_\_\_\_ Second \_\_\_\_\_ Vote \_\_\_\_\_
- D. Award Contract for Gravenstein Modernization – Phase 2, Increment 2 Modular Buildings to Silver Creek Industries for \$366,105.00.  
Motion \_\_\_\_\_ Second \_\_\_\_\_ Vote \_\_\_\_\_

E. Consider the Red Cross Shelter Agreement

Motion \_\_\_\_\_ Second \_\_\_\_\_ Vote \_\_\_\_\_

F. Approve the Memorandum of Understanding with the Magnet Program Foundation (MPF) for 2016-17

Motion \_\_\_\_\_ Second \_\_\_\_\_ Vote \_\_\_\_\_

G. Approve Memorandum of Understanding with Sonoma County Office of Education for Foster Youth Services in the amount of \$929

Motion \_\_\_\_\_ Second \_\_\_\_\_ Vote \_\_\_\_\_

H. Increase price of milk to 50 cents a carton as needed to cover the cost of milk.

Motion \_\_\_\_\_ Second \_\_\_\_\_ Vote \_\_\_\_\_

I. School Calendar 2016-17

Motion \_\_\_\_\_ Second \_\_\_\_\_ Vote \_\_\_\_\_

J. Set an additional meeting for June 2016 to approve the 2016-17 LCAPs and Budget.

Motion \_\_\_\_\_ Second \_\_\_\_\_ Vote \_\_\_\_\_

K. Superintendent Search Update

Motion \_\_\_\_\_ Second \_\_\_\_\_ Vote \_\_\_\_\_

**VI. BOARD POLICIES AND ADMINISTRATIVE REGULATIONS**

A. BP 5030 – Wellness Policy – Assessment on Implementation and Update

Motion \_\_\_\_\_ Second \_\_\_\_\_ Vote \_\_\_\_\_

**VII. FUTURE MEETING DATES AND AGENDA ITEMS**

Next meeting date: May 11, 2016

**VIII. PUBLIC COMMENT ON ITEMS IN CLOSED SESSION**

This section is a time for members of the audience to address the Board with respect to every item of business to be discussed in closed session pursuant to Ed Code section 54957. There will be a limit of 3 minutes for each person speaking under this section.

**IX. ADJOURN TO CLOSED SESSION**

Time \_\_\_\_\_ Motion \_\_\_\_\_ Second \_\_\_\_\_ Vote \_\_\_\_\_

A. Conference with Labor Negotiator, District - Mrs. LaMarre, Name of Organization – Gravenstein Union Teachers Association

Motion \_\_\_\_\_ Second \_\_\_\_\_ Vote \_\_\_\_\_

B. Potential Litigation – per GC54956.9 (d)

C. Public Employee – to consider the appointment or employment of the Superintendent

D. Superintendent Evaluation

Motion \_\_\_\_\_ Second \_\_\_\_\_ Vote \_\_\_\_\_

**X. RECONVENE TO OPEN SESSION**

Time \_\_\_\_\_ Motion \_\_\_\_\_ Second \_\_\_\_\_ Vote \_\_\_\_\_

A. Announce Action Taken in Closed Session

**XI. ADJOURNMENT**

Time \_\_\_\_\_ Motion \_\_\_\_\_ Second \_\_\_\_\_ Vote \_\_\_\_\_

**GRAVENSTEIN UNION SCHOOL DISTRICT  
REGULAR BOARD MEETING  
MINUTES  
March 7, 2016**

**I. CALL TO ORDER**

Pres. Horn called the meeting to order at 5 PM. Members Virji, Wickland, and Clrk. Beck are present. Mem. Weaver is expected to arrive late.

**II. PUBLIC INPUT ON ITEMS NOT ON THE AGENDA**

Gregory Appling, parent of a kindergartener, requests that there be a review of the ENRICH! program. He expressed concern about how children qualify for the program, and requests information from the board about why the program exists.

Erin Hanauer, parent of kindergarten and 2<sup>nd</sup> grade students, expressed concern about the amount of homework that is assigned.

**III. APPROVAL OF CONSENT AGENDA**

**A. Approval of Agenda Order**

**B. Approval of Minutes: Regular Meeting  
Minutes 2-10-2016, Special Board Meeting  
Minutes 2-22-2016**

In the Feb. 10 minutes, pg. 4, 9b, remove case number. On Pg. 2, item D, "Valley Fire" should be capitalized.

**C. Vendor Warrants**

**D. Contract with Nancy Ricciardi for 2015-16  
not to exceed \$4,590**

Pres. Horn moved to adopt, Mem. Wickland seconded, 4-0 yes.

**E. Accept Donation from Tim Allen of \$100 to  
Transitional Kindergarten**

**IV. REPORTS/CORRESPONDENCE**

**A. Board Reports**

Mem. Wickland attended the Calvin Terrell community presentation at Analy High School.

Mem. Virji attended the 8<sup>th</sup> and 6<sup>th</sup> grade ENRICH! performances and felt that they did a very good job.

Clrk. Beck attended the 7<sup>th</sup> grade ENRICH! performance and felt that the Shakespeare presentation was strong. She also attended the Monterey field trip with the 7<sup>th</sup> grade. The Sebastopol Independent Charter School is showing the film, *Screenagers* on March 18.

## **B. Superintendent Report**

### **1. March Enrollment 2015-16**

Current district enrollment is 741, with Hillcrest gaining two students.

### **2. Enrollment for 2016-17**

Latest enrollment for kindergarten is 90.

### **3. Transportation**

No update.

### **4. GSF and MPF Updates**

Movie night was last Friday. MPF is current in their billings.

### **5. Hillcrest Open House**

There were approximately 100 adults, representing about 60 families.

## **C. Hillcrest Report**

Princ. Fichera reported on field trips, athletics, drama and the new student open house.

## **D. GUTA Report**

GUTA President Allie Brown reported on the union meeting with the Superintendent search firm representative and the upcoming negotiations.

## **V. BUSINESS**

### **A. Superintendent Search Update and Leadership Profile Report**

Dr. Diane Siri presented the leadership profile that she created after meeting with over one hundred community stakeholders. She presented the leadership profile that is based on the input from the stakeholders, highlighting the consistent themes and cross-cutting characteristics.

Mem. Virji inquired to Dr. Siri about the intention to share the desired characteristics from the leadership profile with candidates. She indicated that it would be. He thanked her for compiling these characteristics.

Pres. Horn indicated that outside of grammar and

vocabulary, he feels that the leadership profile is accurate and inclusive. He posed the question about the feeling of the board, and their desire for the candidate to have Superintendent experience. Each board member expressed an interest in the candidate having superintendent experience, though would be willing to entertain candidates without superintendent experience.

Mem. Weaver arrived at 6:09 PM.

The leadership profile needs to be issued by March 18. The board will communicate any edits to Pres. Horn or Supt. LaMarre.

No action taken.

There is a Special Meeting on March 18 at 10 AM; Special Meeting on March 30, 3-5 PM at Hillcrest; April 8-9 superintendent candidate interviews.

#### **B. Gravenstein Elementary Modernization – Measure M Bond Project Budget & Update**

Architect Doug Hilberman reported that Phase II plans are in DSA. The additional structure on the back of the campus has incurred the need for a fire hydrant. This will require a pump and 32,000 gallon holding tank, and will increase the functionality of the existing hydrant. It is suggested that the modular buildings go out to bid soon. The goal is to have a contractor on board by early May, 2016, beginning the project as soon as school releases in June.

In summary, this phase includes: a light modernization in each classroom, full remodel of the student restrooms, remodel of the administrative wing, seismic upgrading, and finishing the roof areas.

No action.

#### **C. 2015-16 2<sup>nd</sup> Interim Financial Report and Budget Transfer #2**

CBO Howatt presented the 2<sup>nd</sup> Interim Financial Report to the Board. The LCFF has been updated to reflect current ADA. The Basic Aid Supplement of \$1.6 million is included in 2015-16 but not carried forward in the future years. There are minor changes in certificated and classified salaries. Various one-time expenditures are now current in the budget. These will be removed for the multi-year projection.

The multi-year projection shows an increase of 14.68 ADA in 2016-17. Prop. 30 is expiring, so the state will have to backfill Prop. 30 out of Prop. 98, resulting in less funding. The expenditures for STRS and PERS is projected to increase each year.

Mem. Wickland moved to Approve the 2<sup>nd</sup> Interim Report for 2015-16 with a Positive Certification and Approve Budget Transfer #2, Mem. Virji seconded, 5-0 yes.

**D. 2015-16 Consolidated Application for Funding Categorical Aid Programs, 2015 Winter Submission**

Pres. Horn moved to approve, Clrk. Beck seconded, 5-0 yes.

**E. Memorandum of Understanding (MOU) with MPF for 2016-17**

Mem. Virji moved to table this to the next appropriate meeting, Mem. Wickland seconded, 5-0 yes.

**F. School Calendar 2016-17**

The teachers are meeting to review the proposed calendar this week. Pres. Horn moved to table this to the next appropriate meeting, Mem. Virji seconded, 5-0 yes.

**VI. Board Policies and Administrative Regulations**

**A. BP 5030 Student Wellness Policy**

Supt. LaMarre shared that this policy must be reviewed by the Wellness Committee prior to the board approving.

Mem. Weaver moved to table until after the Wellness Committee has approved, Mem. Virji seconded, 5-0 yes.

**VII. FUTURE MEETING DATES AND AGENDA ITEMS**

- Next regular meeting date: April 13, 2016
- Cyber security/awareness
- ENRICH! program
- Homework topic
- Memorandum of Understanding (MOU)

Mem. Weaver suggests including the ENRICH! program on the April 13 meeting, and the Homework topic on May 11.

- with MPF for 2016-17
- 2016/17 School Calendar
- BP 5030 Wellness Policy

- VIII. **PUBLIC COMMENT ON ITEMS IN CLOSED SESSION** No public comment.
- IX. **ADJOURN TO CLOSED SESSION** Pres. Horn moved to adjourn to closed session at 7:25 PM, Mem. Wickland seconded, 5-0 yes.
- A. **Conference with Labor Negotiator, District – Mrs. LaMarre, Name of Organization – Gravenstein Union Teachers Association**
- B. **Potential Litigation – per GC54956.9 (d)**
- C. **Public Employee:**
- I. **Hiring --**
- II. **Discipline/Dismissal/Release**
- D. **Superintendent Evaluation** No Action
- X. **RECONVENE TO OPEN SESSION** Pres. Horn moved to reconvene to Open Session at 7:37 PM, Mem. Wickland seconded, 5-0 yes.
- A. **Announce action taken in Closed** No action.
- XI. **ADJOURNMENT** Pres. Horn moved to adjourn at 7:37 PM, Mem. Weaver seconded, 5-0 yes

**GRAVENSTEIN UNION SCHOOL DISTRICT  
SPECIAL BOARD MEETING  
MINUTES**

Friday, March 18, 2016 10:00 AM

- I. **CALL TO ORDER** Pres. Horn called the meeting to order at 10:01 AM, Members Beck, Virji, Weaver and Wickland present.
- II. **BUSINESS**
- A. **Gravenstein Elementary Phase II, Increment 2 Modular Building component – Award bid to lowest responsive bidder, Silver Creek Industries for \$366,105 contingent upon qualifying the bidder.** Pres. Horn moved to award the bid to the lowest responsive bidder, Silver Creek Industries for \$366,105 contingent upon qualifying the bidder, Mem. Virji seconded, 5-0 yes.
- III. **ADJOURNMENT** Pres. Horn moved to adjourn at 10:22 AM, Mem. Wickland seconded, 5-0 yes.



**GRAVENSTEIN UNION SCHOOL DISTRICT  
SPECIAL BOARD MEETING  
MINUTES**

Friday, March 30, 2016 3:00 PM

- I. **CALL TO ORDER** Pres. Horn called the meeting to order at 3:16 PM, Members Beck, Virji, Weaver and Wickland present.
- II. **PUBLIC COMMENT ON ITEMS IN CLOSED SESSION** No comment.
- III. **CLOSED SESSION**
- A. Public Employee – to consider the appointment or employment of the Superintendent.
- B. **Public Employee –**
1. Hiring – 1.0 FTE Probationary Multiple Subject Credential Teacher for 2016-17 – Petria Gallardo Pres. Horn moved, Mem. Wickland seconded, 5-0 yes.
- IV. **RECONVENE TO OPEN SESSION** Pres. Horn moved to reconvene to Open Session at 5:45 PM, Mem. Wickland seconded, 5-0 yes.
- A. Announce Action Take in Closed Session **Hired:** 1.0 FTE Probationary Multiple Subject Credential Teacher for 2016-17 – **Petria Gallardo.**
- V. **BUSINESS**
- A. **Gravenstein Modernization – Phase II – Bid Delivery Format (Lease/Leaseback vs. General Bid)** Mem. Virji moved to use the Lease/Leaseback bid delivery format, Pres. Horn seconded, 5-0 yes.
- B. **Ratify Contract with PJC & Associates, Inc. to prepare a supplemental geotechnical report for the proposed water storage tank. Cost \$2,200.** Mem. Weaver moved to ratify, Mem. Wickland seconded, 5-0 yes.
- C. **Approve Contract with LACO to core and test the foundation of the administrative building. Hourly fee with approximate cost of \$3,500.** Pres. Horn moved, Clrk. Beck seconded, 5-0 yes.
- VI. **ADJOURNMENT** Pres. Horn moved to adjourn at 5:51 PM, Mem. Weaver seconded, 5-0 yes.

**GRAVENSTEIN UNION SCHOOL DISTRICT  
SPECIAL BOARD MEETING  
MINUTES**

Thursday, April 07, 2016 9:00 AM

- I. **CALL TO ORDER** Pres. Horn called the meeting to order at 9:05 AM, Members Virji, and Weaver present. Clrk. Beck and Mem. Wickland absent.
- II. **BUSINESS**
- A. **Rescind authorization for Lease/Leaseback as bid delivery format for Gravenstein Modernization – Phase II** Pres. Horn moved, Mem. Virji seconded, 3-0 yes.
- B. **Authorization to go to bid for Gravenstein Phase II** Administration provided the Board with the project budget from AXIA totaling \$3,724,794 for Gravenstein Elementary, Phase II - Increment 1. This will exhaust the Measure M Bond funds and use \$880,762 from the Facilities Fund 40 as planned.  
  
Pres. Horn moved, Mem. Weaver seconded, 3-0 yes.
- III. **ADJOURNMENT** Pres. Horn moved to adjourn at 9:25 AM, Mem. Viji seconded, 3-0 yes.

## Checks Dated 03/01/2016 through 03/31/2016

Check Number	Check Date	Pay to the Order of	Fund-Object	Comment	Expensed Amount	Check Amount
1469839	03/02/2016	Clover-Stornetta Farms Inc.	13-4700	Milk Purchases 2015-16		34.50
1469840	03/02/2016	Carly Covel	04-5880	Referee for Volleyball on 02/03/16		15.00
1469841	03/02/2016	Cypress School	03-5100	Special Ed Services		2,318.74
1469842	03/02/2016	Empire Mine St. Historic Park	03-5826	Empire Mine 4th Grade FT 4/20-22/16		234.00
1469843	03/02/2016	Fishman Supply Company	01-4370	District wide Custodial Supplies	77.07	
			03-4370	District wide Custodial Supplies	893.64	
			04-4370	District wide Custodial Supplies	570.01	
1469844	03/02/2016	Randy Merian	13-4390	Supplies for Kitchens District-wide	76.22	1,616.94
1469845	03/02/2016	David Ortega	04-5880	Referee for B&G Basketball 02/26/16		70.00
			04-5880	Referee for Basketball 02/22/16		70.00
				Referee for Basketball 02/25/16		140.00
1469846	03/02/2016	Perma Bound Books	04-4210	Hillcrest Books 7th Grade - All		427.28
1469847	03/02/2016	Ricoh Americas Corporation	01-5631	Copier Lease at schools and DO for 15/16	32.66	
			03-5631	Copier Lease at schools and DO for 15/16	376.77	
			04-5631	Copier Lease at schools and DO for 15/16	344.13	
1469848	03/02/2016	Lonnie VanZandt	04-5880	Referee for Basketball 02/19/16		753.56
1469849	03/02/2016	Vision Service Plan	01-9574	Employee's Vision Plan Coverage 15/16		40.00
1470651	03/04/2016	ACSIG	01-9573	Employee's Dental Plan Coverage 15/16		1,859.00
1470652	03/04/2016	Division Of State Architect	21-6240	Application #01-113833 Fee Closeout		9,830.61
1470653	03/04/2016	Pacific Gas & Electric	01-5520	Light Poles at Grav Elem 2015-16	1.71	
			03-5520	Electric and Gas for 2015-16 Gravenstein	278.77	
			04-5520	Electric and Gas for 2015-16 Gravenstein	3,206.37	
				Light Poles at Grav Elem 2015-16	19.63	
				Electric and Gas for 2015-16 @ Hillcrest	3,031.98	
				Electric and Gas for 2015-16 Gravenstein	39.12	
1470654	03/04/2016	RESIG	01-9571	Kaiser Coverage for Class. & Admin.	16,107.00	6,577.58
				Oct-Jun 15-16		
			01-9574	Retiree Vision Coverage	85.80	16,192.80
1470655	03/04/2016	Tonia Seidita	01-4350	Binders for Business Office	1.03	
			03-4350	Binders for Business Office	11.97	
			04-4350	Binders for Business Office	7.64	20.64
1471464	03/09/2016	AT&T Mobility	01-5912	Superintendent's Cell July 2015 - June 2016	5.35	
			03-5912	Superintendent's Cell July 2015 - June 2016	62.05	
			04-5912	Superintendent's Cell July 2015 - June 2016	39.58	106.98
1471465	03/09/2016	AXIA	21-6210	Gravenstein Modernization, Job #940	7,288.75	

The preceding Checks have been issued in accordance with the District's Policy and authorization of the Board of Trustees. It is recommended that the preceding Checks be approved.

ESCAPE

ONLINE

Page 1 of 6

## Checks Dated 03/01/2016 through 03/31/2016

Check Number	Check Date	Pay to the Order of	Fund-Object	Comment	Expensed Amount	Check Amount
1471465	03/09/2016	AXIA	21-6215	Gravenstein Modernization, Job #940	128.18	7,416.93
1471466	03/09/2016	John Deere Financial	01-4370	Parts for Riding Mower	3.58	
			03-4370	Parts for Riding Mower	41.56	
			04-4370	Parts for Riding Mower	26.51	71.65
1471467	03/09/2016	Sergio Blanco	04-5826	Monterey Trip Lunch - 7th grade Feb. 2016		243.67
1471468	03/09/2016	Castino Restaurant & Supply	13-4390	Cafeteria Supplies HC & Grav	31.11	
				Cafeteria Test Strips	65.31	96.42
1471469	03/09/2016	Clover-Stornetta Farms Inc.	13-4700	Milk Purchases 2015-16		172.50
1471470	03/09/2016	Tony Corsello	04-5880	Referee for Basketball 03/03/16		70.00
1471471	03/09/2016	Dave's Music Workshop	04-5630	HC Musical Instrument Repair for 15-16		193.50
1471472	03/09/2016	Dept Of Justice, Acctg Office	03-5862	Fingerprinting for Enrich! Parents for 2015/16	96.00	
			04-5862	Fingerprinting for Enrich! Parents for 2015/16	64.00	160.00
1471473	03/09/2016	Lia Diaz	04-5880	Referee for Volleyball on 10/14/15		15.00
1471474	03/09/2016	Grainger Inc.	01-4380	Replacement Ballasts, both campuses	24.09	
			03-4380	Replacement Ballasts, both campuses	277.02	
			04-4380	Replacement Ballasts, both campuses	502.76	803.87
1471475	03/09/2016	John Imschweiler	04-5880	Referee for Basketball 02/29/16		70.00
1471476	03/09/2016	McGraw-Hill School Education	04-4210	Spanish CD for Teachers Grades 7 & 8		163.05
1471477	03/09/2016	Office Depot	03-4359	Grav Supplies & HC Cafe Supplies	29.78	
			04-4310	Classroom Supplies - Rich	25.66	
			04-4359	Classroom Supplies - Rich	38.01	
			13-4390	Grav Supplies & HC Cafe Supplies	30.13	123.58
1471478	03/09/2016	Protech Projection Systems	03-4340	Elmo combo for Grav. Computer Lab & Projector Haas	412.17	
			03-4440	Elmo combo for Grav. Computer Lab & Projector Haas	973.31	
				Unpaid Sales Tax	111.48-	1,274.00
1471479	03/09/2016	School Specialty	01-4310	Classroom Supplies - Dellosa		70.62
1471480	03/09/2016	Thomson Reuters - West Payment Center	01-4390	CA Ed Code 2016 Manual	3.33	
			03-4390	CA Ed Code 2016 Manual	38.56	
			04-4350	CA Ed Code 2016 Manual	66.50	
			04-4390	CA Ed Code 2016 Manual	24.61	133.00
1471481	03/09/2016	West County Transportation	03-5804	SE Student Transportation for 2015-16		33.75
1471482	03/09/2016	West Sonoma County Disposal	01-5560	Waste Disposal for Grav 2015-16	353.56	
			03-5560	Waste Disposal for Grav 2015-16	30.74	
			04-5560	Hillcrest Garbage service 2015-16	214.60	598.90

The preceding Checks have been issued in accordance with the District's Policy and authorization of the Board of Trustees. It is recommended that the preceding Checks be approved.

ESCAPE ONLINE

Page 2 of 6

## Checks Dated 03/01/2016 through 03/31/2016

Check Number	Check Date	Pay to the Order of	Fund-Object	Comment	Expensed Amount	Check Amount
1471483	03/09/2016	West Sonoma County Union High	25-5800	Developer fees processing fee for 15-16		15.00
1472279	03/11/2016	J. Stanley Correia	01-5830	15/16 Psych Services	320.00	
			03-5830	15/16 Psych Services	3,040.00	
			04-5830	15/16 Psych Services	2,680.00	6,040.00
1472280	03/11/2016	Employment Development Dept.	01-3501	Oct-Dec 2015 SEF Local Exp.Charge		533.80
1472281	03/11/2016	Office Depot	01-4350	Business Office & Grav Supplies	2.22	
				Business Office Supplies	9.24	
			01-4359	Two-Way Radios - Daycare & Grav Supplies	2.44	
				Business Office & Grav Supplies	1.94	
			03-4350	Business Office & Grav Supplies	25.74	
				Business Office Supplies	107.24	
			03-4359	Business Office Supplies	11.82	
				Grav Supplies & HC Cafe Supplies	27.98	
				Two-Way Radios - Daycare & Grav Supplies	28.03	
				Business Office & Grav Supplies	22.25	
			04-4350	Business Office & Grav Supplies	16.42	
				Business Office Supplies	68.41	
			12-4390	Two-Way Radios - Daycare & Grav Supplies	102.58	
				Grav Supplies & HC Cafe Supplies	28.32	454.63
1472282	03/11/2016	Redwood Pediatric Therapy Asso	13-4390	OT/PT Svcs for Students		641.88
1472283	03/11/2016	School Speciality	03-5811	Grav. Classroom Supplies		40.83
1472284	03/11/2016	Sonoma Media Investments, LLC	04-5825	Advertising for Hillcrest Open House 2/20/16		2,302.00
1473088	03/16/2016	Analytical Sciences	04-5830	Water testing @ Hillcrest		162.00
1473089	03/16/2016	AT&T Calnet 3	01-5911	Gravenstein AT&T CALNET 3 Charges 2015-16	20.06	
			03-5911	Gravenstein AT&T CALNET 3 Charges 2015-16	232.43	
			04-5911	Gravenstein AT&T CALNET 3 Charges 2015-16	125.01	
				Hillcrest AT&T CALNET 3 Charges 2015-16	51.21	428.71
1473090	03/16/2016	Clover-Stornetta Farms Inc.	13-4700	Milk Purchases 2015-16		46.00
1473091	03/16/2016	Mary Tupa, dba Crown Trophy	04-4310	Pennant Banners for Boy's Basketball Tournament		97.43
1473092	03/16/2016	Office Depot	01-4350	Business Office & Grav Supplies	.52	

The preceding Checks have been issued in accordance with the District's Policy and authorization of the Board of Trustees. It is recommended that the preceding Checks be approved.

## Checks Dated 03/01/2016 through 03/31/2016

Check Number	Check Date	Pay to the Order of	Fund-Object	Comment	Expensed Amount	Check Amount
1473092	03/16/2016	Office Depot	01-4359	Two-Way Radios - Daycare & Grav Supplies	2.58	
			03-4350	Business Office & Grav Supplies	6.08	
			03-4359	Business Office & Grav Supplies	49.90	
				Two-Way Radios - Daycare & Grav Supplies	29.65	
			04-4350	Business Office & Grav Supplies	3.88	
			12-4390	Two-Way Radios - Daycare & Grav Supplies	108.47	201.08
1473093	03/16/2016	Ricoh Americas Corporation	01-5631	Copier Lease at schools - Duplicator 15/16	13.92	
			03-5631	Copier Lease at schools - Duplicator 15/16	160.00	
			04-5631	Copier Lease at schools - Duplicator 15/16	180.48	354.40
1473094	03/16/2016	Sonoma County Office Of Ed.	01-5815	2015-16 Co-op Agreement w/SCOE	456.99	
			03-5815	2015-16 Co-op Agreement w/SCOE	760.11	
			04-5815	2015-16 Co-op Agreement w/SCOE	484.90	1,702.00
1473095	03/16/2016	Sonoma County Office Of Ed.	01-5830	BTSA Program Participant Fee 2015-16	2,000.00	
			03-5830	BTSA Program Participant Fee 2015-16	4,200.00	
			04-5830	BTSA Program Participant Fee 2015-16	4,000.00	10,200.00
1473096	03/16/2016	Weeks Drilling & Pump Co. Inc.	01-5830	Gravenstein Elem Water Maint & Repair 2015-16	18.40	
			03-5830	Gravenstein Elem Water Maint & Repair 2015-16	211.60	
1473769	03/18/2016	Analytical Sciences	04-5530	Hillcrest Water Service for 2015-16	230.00	460.00
			01-5830	Water testing for Grav	16.64	
1473770	03/18/2016	Business Card	03-5830	Water testing for Grav	191.36	208.00
1473771	03/18/2016	Clover-Stornetta Farms Inc.	03-5202	EdTechTeam Sonoma Summit, 4/9-10/16	538.00	
1473772	03/18/2016	J. Stanley Correia	04-5202	EdTechTeam Sonoma Summit, 4/9-10/16	1,614.00	2,152.00
			13-4700	Milk Purchases 2015-16		92.00
1473773	03/18/2016	Follett School Solutions, Inc.	03-5830	15/16 Psych Services	60.00	
			04-5830	15/16 Psych Services	960.00	1,020.00
1473774	03/18/2016	Linda Helton	01-5840	Library software for Grav library - 2015/16	10.25	
1473775	03/18/2016	Interstate Music Supply	03-5840	Library software for Grav library - 2015/16	117.92	128.17
1473776	03/18/2016	Jennifer Kirkham	04-8699	Petty Cash - 6th Gr. Basketball Tournament	60.31	90.00
			04-4310	Supplies for Music Program		
				Unpaid Sales Tax	3.95-	56.36
1473777	03/18/2016	ParknPool	03-5826	4th Grade Enrich! Field Trip Food for Clem Miller		409.64
			03-4400	Picnic Tables for Grav Elem		3,022.67

The preceding Checks have been issued in accordance with the District's Policy and authorization of the Board of Trustees. It is recommended that the preceding Checks be approved.

Checks Dated 03/01/2016 through 03/31/2016

Check Number	Check Date	Pay to the Order of	Fund-Object	Comment	Expensed Amount	Check Amount
1473778	03/18/2016	Chris Shore	04-4310	Reimb for Musical Expenses		60.78
1476169	03/30/2016	Business Card	01-4362	Fuel for maintenance	1.69	
			01-4370	Custodial/Maint. Supplies	12.47	
			01-4380	Gravenstein Maint - Hose Bib	.61	
			01-5200	Blinds for Rm. 22 & Grav. Maint Supplies	4.56	
				Food for Superintendent Search 2/26/16	1.03	
				Food for Superintendent Search	1.22	
			01-5950	Custodial/Maint. Supplies	.23	
			03-4359	Replacement Bulb for Projector, Rm 5 @ Grav	64.99	
				Replacement Bulb for Projector, Rm 7 & TK @ Grav	66.86	
			03-4362	Fuel for maintenance	16.82	
			03-4370	Custodial/Maint. Supplies	143.81	
			03-4380	Credit for Blinds for 22	31.10-	
				Credit for Blinds for Learning Lab & Rooms 21 & 22	136.52-	
				Gravenstein Maint - Hose Bib	7.00	
				Gravenstein Maint	106.64	
				Blinds for Rm. 22 & Grav. Maint Supplies	86.74	
			03-5200	Food for Superintendent Search 2/26/16	12.00	
				Food for Superintendent Search	14.15	
			03-5950	Custodial/Maint. Supplies	2.63	
			04-4310	HC Theater lights replacement	159.42	
			04-4340	Code Monkey Intl Fee	.27-	
				Rev Fees Code Monkey	8.85-	
			04-4359	Projector Bulb Replacements	33.43	
			04-4362	Fuel for maintenance	15.20	
			04-4370	Custodial/Maint. Supplies	35.87	
			04-4380	Blinds for Rm. 22 & Grav. Maint Supplies	4.36	
			04-5200	Food for Superintendent Search	9.03	
				Food for Superintendent Search 2/26/16	7.65	
			04-5950	Custodial/Maint. Supplies	1.68	
				Unpaid Sales Tax	18.09-	615.26
1476170	03/30/2016	Analytical Sciences	01-5830	Water testing for Grav	12.44	
			03-5830	Water testing for Grav	143.06	
			04-5830	Water testing @ Hillcrest	293.00	448.50

The preceding Checks have been issued in accordance with the District's Policy and authorization of the Board of Trustees. It is recommended that the preceding Checks be approved.

Checks Dated 03/01/2016 through 03/31/2016

Check Number	Check Date	Pay to the Order of	Fund-Object	Comment	Expensed Amount	Check Amount
1476171	03/30/2016	California's Valued Trust	01-9572	Employee's CVT Health Plan Coverage 15/16		41,330.00
1476172	03/30/2016	Clover-Stornetta Farms Inc.	13-4700	Milk Purchases 2015-16		115.00
1476173	03/30/2016	Food Equip Repair Service Inc	13-5800	Repair Refrigerator @ Hillcrest		212.30
1476174	03/30/2016	MCI Comm Service	12-5911	Daycare Phone Line for 20015-16	6.34	13.13
1476175	03/30/2016	Pitney Bowes	01-5600	Postage Machine Rental 2015-16	73.57	
			03-5600	Postage Machine Rental 2015-16	46.93	
			04-5600	Postage Machine Rental 2015-16		126.84
1476176	03/30/2016	Safeway	12-4390	Daycare Supplies & Snacks for 2015/16		713.71
1476177	03/30/2016	Santa Rosa City Schools	13-4710	Lunch Program for 2014-15		5,350.00
1476178	03/30/2016	Sonoma County Office Of Ed.	03-5832	Substitute Aide for TC		1,386.57
<b>Total Number of Checks</b>					<b>71</b>	<b>134,946.76</b>

Fund Summary

Fund	Description	Check Count	Expensed Amount
01	General Fund	28	73,513.77
03	Gravenstein Elementary Charte	35	24,948.41
04	Hillcrest Middle Charter	41	20,226.89
12	Child Development Fund	4	937.89
13	Cafeteria Fund	11	6,253.39
21	Building	2	9,184.93
25	Capital Facilities Fund	1	15.00
Total Number of Checks		71	135,080.28
Less Unpaid Sales Tax Liability			133.52
<b>Net (Check Amount)</b>			<b>134,946.76</b>

The preceding Checks have been issued in accordance with the District's Policy and authorization of the Board of Trustees. It is recommended that the preceding Checks be approved.



**Gravenstein Union School District**  
**Williams Settlement**  
 Quarterly Uniform Complaint Report Summary

Education Code §35186(d): A school district shall report summarized data on the nature and resolution of all complaints on a quarterly basis to the county superintendent of schools and the governing board of the school district. The summaries shall be publicly reported on a quarterly basis at a regularly scheduled meeting of the governing board of the school district. The report shall include the number of complaints by general subject area with the number of resolved and unresolved complaints. The complaints and written responses shall be available as public records.

**Reporting Period:**

- January 1 - March 31, 2016     April 1 - June 30, 2016  
 July 1 - September 30, 2016     October 1 - December 31, 2016

**No complaints were received during the above time period.**

*If you received any complaints during the above time period, please complete the following table. Enter "0" in any cell that does not apply.*

General Subject Area	Complaints Received	Complaints Resolved	Unresolved Complaints
Instructional Materials	0	0	0
Facilities	0	0	0
Teacher Vacancy and/or Mis-assignment	0	0	0
CAHSEE Intensive Instruction and Services	0	0	0
<b>Total</b>	<b>0</b>	<b>0</b>	<b>0</b>

Board meeting date: April 13, 2016  
 Date sent to County Superintendent of Schools: April 18, 2016  
 Sonoma County Office of Education  
 5340 Skylane Blvd.  
 Santa Rosa, CA 95403  
 or email to [mwallace@scoe.org](mailto:mwallace@scoe.org))

Hillcrest Lab Computer Write-offs Old Lab Computers.  
All Computers are HP/Compaq model 5770.

- 1) GUSD#001290GNUSD Computer 31 Serial # 2UA714188H
- 2) GUSD#001270GNUSD Computer 11 Serial # 2UA714188P
- 3) GUSD#001272GNUSD Computer 13 Serial # 2UA7141893
- 4) GUSD#001264GNUSD Computer 1 Serial # 2UA714188R
- 5) GUSD#001277GNUSD Computer 16 Serial # 2UA714188F
- 6) GUSD#001281GNUSD Computer 22 Serial # 2UA7141884
- 7) GUSD#001283GNUSD Computer 24 Serial # 2UA7141891
- 8) GUSD#001276GNUSD Computer 17 Serial # 2UA714188B
- 9) GUSD#001291GNUSD Computer 32 Serial # 2UA7141888
- 10) GUSD#001289GNUSD Computer 30 Serial # 2UA714188D
- 11) GUSD#001279GNUSD Computer 20 Serial # 2UA714188J
- 12) GUSD#001269GNUSD Computer 10 Serial # 2UA7141889
- 13) GUSD#001266GNUSD Computer 7 Serial # 2UA7141890
- 14) GUSD#001265GNUSD Computer 6 Serial # 2UA714188T
- 15) GUSD#001263GNUSD Computer 4 Serial # 2UA7141882
- 16) GUSD#001278GNUSD Computer 19 Serial # 2UA714188K
- 17) GUSD#001288GNUSD Computer 29 Serial # 2UA714188W
- 18) GUSD#001286GNUSD Computer 27 Serial # 2UA714188M
- 19) GUSD#001285GNUSD Computer 26 Serial # 2UA7141892
- 20) GUSD#001267GNUSD Computer 8 Serial # 2UA7141895
- 21) GUSD#001282GNUSD Computer 23 Serial # 2UA7141894
- 22) GUSD#001292GNUSD Computer 33 Serial # 2UA714188Y
- 23) GUSD#001287GNUSD Computer 28 Serial # 2UA714188G
- 24) GUSD#001277GNUSD Computer 18 Serial # 2UA714188Q
- 25) GUSD#001268GNUSD Computer 9 Serial # 2UA714188C
- 26) GUSD#001274GNUSD Computer 15 Serial # 2UA714188L
- 27) GUSD#001261GNUSD Computer 2 Serial # 2UA714188V
- 28) GUSD#001280GNUSD Computer 21 Serial # 2UA714188G
- 29) GUSD#001260GNUSD Computer 5 Serial # 2UA714188N

Presented to the Governing Board 4/13/2016.  
Brian Sposato

**QUARTERLY REPORT AND CERTIFICATION  
OF THE COUNTY TREASURER  
For Quarter Ending December 31, 2015**

The Government Code requires the County Treasurer to render a Quarterly Report to the County Administrator, the Board of Supervisors, the County Auditor, the Treasury Oversight Committee, and the participants of the Treasury Pool.

The Quarterly Report shall state compliance of the portfolio to the County Investment Policy and denote the ability of the pool to meet its pool's expenditures for the next six months, or provide an explanation as to why sufficient money shall or may not be available.

**COMPLIANCE CERTIFICATION**

I certify that the investments of the Sonoma County Investment Pool are in compliance with the County Investment Policy.

I further certify that the pool has sufficient cash flow available to meet all budgeted expenditure requirements for the next six months.



---

David E. Sundstrom  
Treasurer  
County of Sonoma

**SONOMA COUNTY POOLED INVESTMENT PROGRAM**  
**For Quarter Ending December 31, 2015**

BEGINNING FUND BALANCE (10/01/2015)	\$1,461,658,511
ENDING FUND BALANCE	\$1,840,959,424
AVERAGE DAILY FUND BALANCE	\$1,597,520,940
TOTAL INTEREST EARNED (after fees)	\$2,788,284
INTEREST RATE (after fees)	0.692
INTEREST RATE (before fees)	0.794

**TOTAL FUNDS MANAGED BY TREASURY**

TOTAL TREASURY BALANCE (including tobacco endowment, PACE bond investments, active bank accounts and money in transit)	\$1,853,425,626
---	-----------------

## **SONOMA COUNTY QUARTERLY INVESTMENT REPORT For Quarter Ending December 31, 2015**

### **INVESTMENT POOL YIELD:**

The yield during this quarter is .794% before fees and .692% after fees.

### **MARKET VALUE:**

The market value of the portfolio as of December 31, 2015, is at 99.78% of cost. The market values are down from the last Quarterly Report. Market values were obtained from SunGard Financial Systems and Bloomberg.

### **REVERSE REPURCHASE AGREEMENTS:**

The pool has no reverse repurchase agreements.

### **WEIGHTED AVERAGE MATURITY:**

The weighted average days to maturity is 796 days.

Excluding SCEIP investments, the weighted average days to maturity is 726 days.

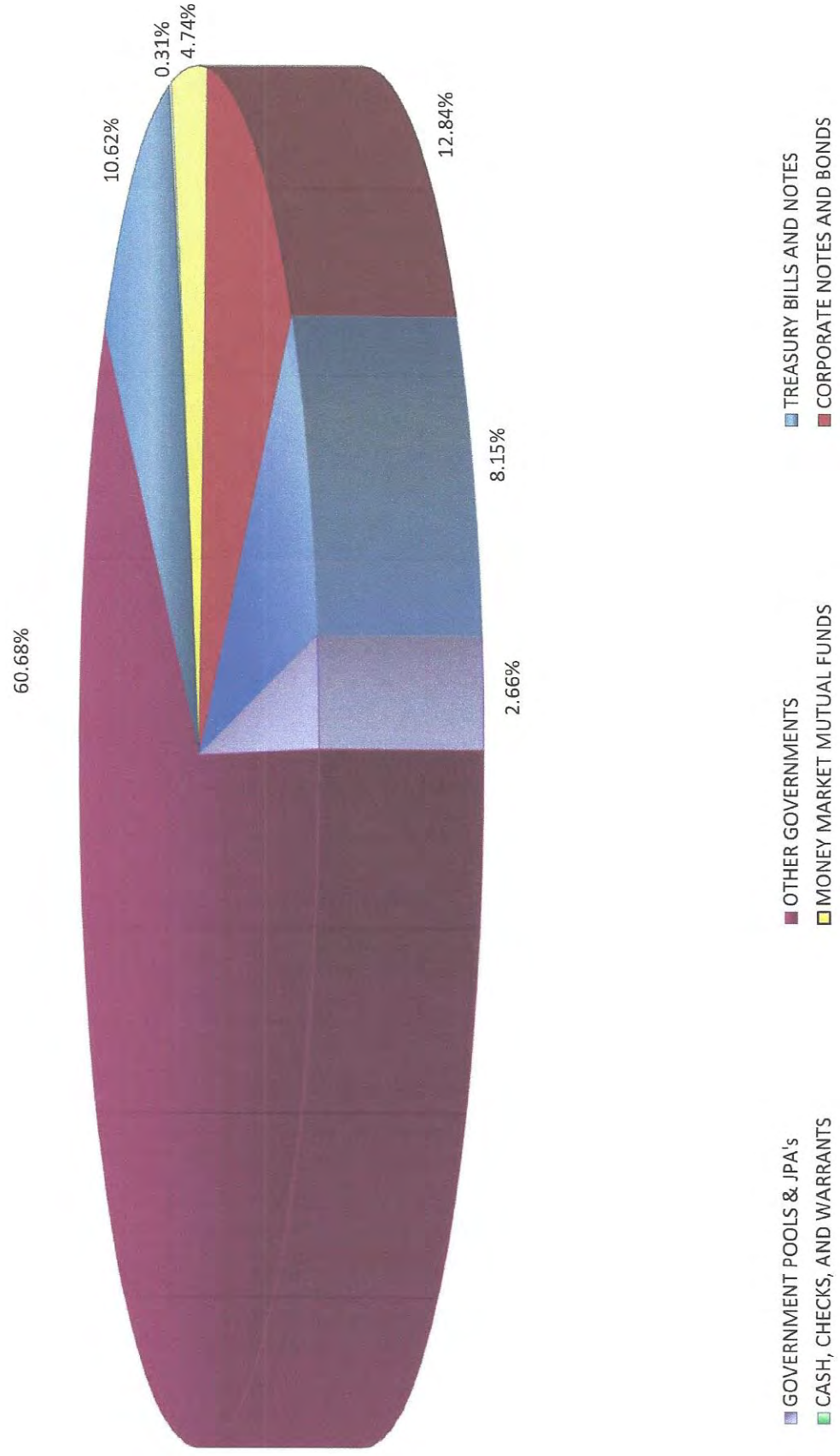
### **CHARTS:**

- Chart 1:** The composition of the Investment Pool by the type of investment.  
**Chart 2:** Interest earnings of the Sonoma County Investment Pool compared to FED FUNDS and Local Agency Investment Fund.

### **DETAILED LISTING OF INVESTMENTS:**

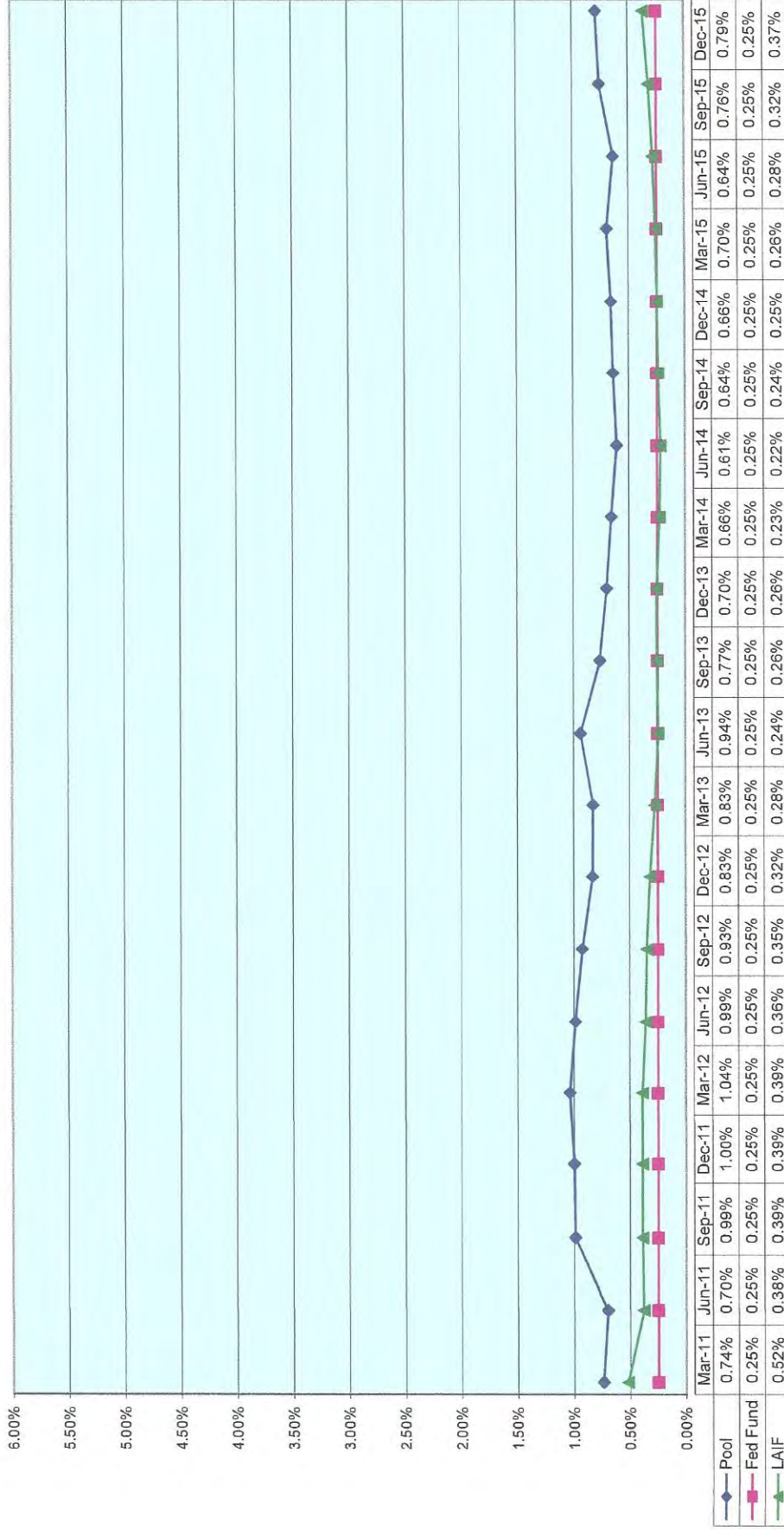
A detailed listing of all investments for the Pooled Investment Fund is located at the end of this report.

# SONOMA COUNTY'S POOLED INVESTMENTS AS OF 12/31/2015



- GOVERNMENT POOLS & JPA'S
- CASH, CHECKS, AND WARRANTS
- NEGOTIABLE CERTIFICATES OF DEPOSIT
- OTHER GOVERNMENTS
- MONEY MARKET MUTUAL FUNDS
- TREASURY BILLS AND NOTES
- CORPORATE NOTES AND BONDS

### SONOMIA COUNTY TREASURER INVESTMENT POOL QUARTERLY YIELD COMPARISON



\*This does not include special TRAN investments & deferred compensation  
 Source: County of Sonoma, Office of the Auditor-Controller-Treasurer-Tax Collector

**SONOMA COUNTY POOLED INVESTMENTS  
AS OF 12/31/2015**

**BOOK VALUE**

CHECKS AND WARRANTS IN TRANSIT	\$711,205
CASH IN VAULT	\$69,195
CASH IN BANK	\$4,970,256
TREASURY BILLS AND NOTES	\$195,537,980
BANKERS ACCEPTANCES	\$0
OTHER GOVERNMENTS	\$1,117,064,220
COMMERCIAL PAPER	\$0
CORPORATE BONDS AND NOTES	\$236,435,003
NEGOTIABLE CERTIFICATES OF DEPOSIT	\$150,000,000
OTHER GOVERNMENT POOLS AND JPA'S	\$48,949,783
MONEY MARKET MUTUAL FUNDS	\$87,221,781
<b>TOTAL</b>	<b>\$1,840,959,424</b>



**SONOMA COUNTY TREASURY POOLED INVESTMENT INVENTORY  
AS OF DECEMBER 31, 2015**



Description	Maturity Date	Purchase Date	Coupon Rate	Trading Yield	Current Par / Shares	Current Book / Shares
TREASURY NOTES	02/29/2016	12/08/2014	.25000	.27233	10,000,000.00	9,999,639.90
TREASURY NOTES	03/31/2016	11/18/2014	.37500	.27173	20,000,000.00	20,005,072.65
TREASURY NOTES	05/15/2016	11/26/2014	.25000	.27665	20,000,000.00	19,998,032.30
TREASURY NOTES	06/30/2016	11/26/2014	.50000	.34023	20,000,000.00	20,015,792.80
TREASURY NOTES	08/15/2016	02/27/2015	.62500	.45379	10,000,000.00	10,010,607.46
TREASURY NOTES	08/31/2016	09/03/2014	.50000	.51974	10,000,000.00	9,998,696.14
TREASURY NOTES	09/30/2016	04/02/2015	1.00000	.40169	10,000,000.00	10,044,449.82
TREASURY NOTES	12/15/2016	02/04/2015	.62500	.45604	25,000,000.00	25,040,096.52
TREASURY NOTES	02/15/2017	04/27/2015	.62500	.49645	15,000,000.00	15,021,527.85
TREASURY NOTES	07/15/2017	03/30/2015	.87500	.68937	15,000,000.00	15,042,363.71
TREASURY NOTES	08/15/2017	04/16/2015	.87500	.63180	10,000,000.00	10,039,084.51
TREASURY NOTES	10/31/2017	11/07/2014	.75000	1.01675	10,000,000.00	9,952,005.83
TREASURY NOTES	10/31/2017	06/04/2015	1.87500	.84878	20,000,000.00	20,370,610.79
<b>SUBTOTAL TREASURY BILLS AND NOTES</b>		<b>10.62%</b>			<b>195,000,000.00</b>	<b>195,537,980.28</b>
FEDERAL FARM CREDIT BANK BANK	02/01/2016	04/11/2013	.40000	.40000	10,000,000.00	10,000,000.00
FEDERAL HOME LOAN BANKANK	02/08/2016	12/08/2015	.33000	.33019	25,000,000.00	24,985,791.67
FEDERAL FARM CREDIT BANK	03/08/2016	03/26/2015	.30000	.30087	10,000,000.00	9,971,000.00
AIRPORT NOTE 2016-1	03/31/2016	03/31/2015	1.40000	1.40000	1,000,000.00	1,000,000.00
FHLMC	04/18/2016	09/04/2014	5.25000	.45005	10,000,000.00	10,141,366.90
FEDERAL FARM CREDIT BANK	04/20/2016	04/20/2011	.47210	.47785	10,000,000.00	9,999,849.47
FEDERAL HOME LOAN BANK	05/10/2016	12/08/2015	.45000	.45087	25,000,000.00	24,951,875.00
FAIR 2015-1	06/15/2016	06/15/2015	1.20000	1.20000	900,000.00	900,000.00
FEDERAL HOME LOAN BANK	06/24/2016	12/07/2015	.56000	.56175	15,000,000.00	14,953,333.33
SONOMA COUNTY WATER	07/01/2016	10/29/2015	.50000	.45087	390,000.00	390,095.21
FEDERAL NATL MTG ASSN	07/05/2016	01/09/2014	.37500	.60528	5,000,000.00	4,994,182.37
AIRPORT NOTE 2016-2	07/20/2016	08/28/2015	1.40000	1.40000	2,000,000.00	2,000,000.00
FEDERAL HOME LOAN BANK	08/02/2016	12/03/2015	.53500	.53694	25,000,000.00	24,909,718.75
FEDERAL FARM CREDIT BANK	08/17/2016	02/17/2015	.55000	.55000	10,000,000.00	10,000,000.00
FEDERAL NATL MTG ASSN	08/26/2016	02/11/2015	.62500	.55714	10,000,000.00	10,004,404.27
AIRPORT NOTE 2014-1	09/10/2016	09/19/2013	1.40000	1.40000	3,500,000.00	3,500,000.00
FHLMC	09/29/2016	09/29/2014	.65000	.65000	10,000,000.00	10,000,000.00
FEDERAL FARM CREDIT BANK	10/03/2016	03/03/2015	.57000	.58211	10,000,000.00	9,999,095.87
FEDERAL FARM CREDIT BANK	11/04/2016	05/04/2015	.48000	.53027	15,000,000.00	14,993,700.01
2013 SERIES A	11/15/2016	08/28/2013	1.14000	1.14000	1,695,000.00	1,695,000.00
2013 SERIES B	11/15/2016	08/28/2013	1.14000	1.14000	435,000.00	435,000.00
FHLMC	11/17/2016	11/17/2014	.60000	.60000	15,000,000.00	15,000,000.00
FEDERAL HOME LOAN BANK	11/18/2016	11/10/2014	.62500	.62500	10,000,000.00	10,000,000.00
FEDERAL FARM CREDIT BANK	11/21/2016	12/04/2012	.62000	.63278	10,350,000.00	10,348,838.51
FEDERAL HOME LOAN BANK	01/06/2017	01/06/2015	.75000	.75000	10,000,000.00	10,000,000.00
FEDERAL FARM CREDIT BANK	02/23/2017	12/23/2014	.70000	.72337	5,000,000.00	4,998,679.07
FHLMC	05/26/2017	05/26/2015	.80000	.80000	7,000,000.00	7,000,000.00
FHLMC	05/26/2017	05/26/2015	.80000	.80000	10,695,000.00	10,695,000.00
FEDERAL HOME LOAN BANK	05/26/2017	05/07/2015	.72000	.72642	20,000,000.00	19,998,228.55
FEDERAL FARM CREDIT BANK	06/05/2017	12/05/2012	.77000	.78360	25,000,000.00	24,995,243.49
FEDERAL HOME LOAN BANK	06/09/2017	05/12/2015	1.00000	.72026	15,000,000.00	15,059,659.08
FHLMC	06/29/2017	06/29/2015	.87500	.87500	15,000,000.00	15,000,000.00
FEDERAL FARM CREDIT BANK	07/19/2017	10/20/2015	.68000	.69162	10,000,000.00	9,998,417.73
COTATI-ROHNERT PK U	08/01/2017	11/06/2015	1.30000	1.05082	500,000.00	501,950.98
FEDERAL FARM CREDIT BANK	08/16/2017	11/16/2015	.87000	.87000	18,000,000.00	18,000,000.00
FEDERAL NATL MTG ASSN	08/23/2017	08/23/2012	.95000	.95000	10,000,000.00	10,000,000.00
FEDERAL NATL MTG ASSN	08/30/2017	11/30/2012	.90000	.90000	12,500,000.00	12,500,000.00
FHLMC	09/11/2017	11/17/2015	.75000	.67669	15,000,000.00	15,039,083.13
FEDERAL FARM CREDIT BANK	09/22/2017	10/01/2014	1.12500	1.13800	5,000,000.00	4,998,898.82
FEDERAL NATL MTG ASSN	09/27/2017	11/03/2014	1.00000	.98801	20,000,000.00	20,004,077.42
FEDERAL HOME LOAN BANK	09/29/2017	12/29/2015	1.00000	1.00000	10,000,000.00	10,000,000.00
FEDERAL FARM CREDIT BANK	10/10/2017	10/10/2012	.90000	.90000	10,000,000.00	10,000,000.00
FEDERAL FARM CREDIT BANK	10/13/2017	04/13/2015	.89000	.89000	15,000,000.00	15,000,000.00

**SONOMA COUNTY TREASURY POOLED INVESTMENT INVENTORY  
AS OF DECEMBER 31, 2015**



Description	Maturity Date	Purchase Date	Coupon Rate	Trading Yield	Current Par / Shares	Current Book / Shares
FEDERAL HOME LOAN BANK	10/16/2017	10/16/2012	1.00000	1.00000	10,000,000.00	10,000,000.00
FEDERAL HOME LOAN BANK	10/23/2017	10/26/2012	.90000	.92054	10,000,000.00	9,996,374.08
FEDERAL FARM CREDIT BANK	10/23/2017	04/23/2015	.89000	.89000	15,000,000.00	15,000,000.00
FEDERAL FARM CREDIT BANK	10/23/2017	04/23/2015	.89000	.89000	10,000,000.00	10,000,000.00
FHLMC	10/27/2017	10/30/2015	.72000	.72000	10,000,000.00	10,000,000.00
FEDERAL NATL MTG ASSN	10/30/2017	02/27/2013	.85000	.89928	10,760,000.00	10,750,520.33
2013 SERIES A	11/15/2017	08/28/2013	1.55000	1.55000	1,715,000.00	1,715,000.00
2013 SERIES B	11/15/2017	08/28/2013	1.55000	1.55000	445,000.00	445,000.00
FEDERAL FARM CREDIT BANK	11/20/2017	11/20/2012	.85000	.85000	10,000,000.00	10,000,000.00
FHLMC	11/24/2017	11/24/2015	1.00000	1.00000	10,000,000.00	10,000,000.00
FHLMC	11/24/2017	11/24/2015	.90000	.90000	15,000,000.00	15,000,000.00
FEDERAL NATL MTG ASSN	11/27/2017	11/27/2012	.90000	.90000	15,000,000.00	15,000,000.00
FEDERAL HOME LOAN BANK	11/28/2017	11/28/2012	.92000	.92000	20,000,000.00	20,000,000.00
FHLMC	12/15/2017	12/15/2015	1.05000	1.05000	10,000,000.00	10,000,000.00
FHLMC	12/20/2017	12/20/2012	.92000	.92000	13,810,000.00	13,810,000.00
FHLMC	12/28/2017	12/28/2015	1.00000	1.00000	5,000,000.00	5,000,000.00
FHLMC	01/29/2018	10/29/2015	.85000	.85000	8,000,000.00	8,000,000.00
FHLMC	02/26/2018	11/30/2015	1.00000	1.00000	15,000,000.00	15,000,000.00
FEDERAL FARM CREDIT BANK	03/15/2018	12/15/2015	1.17000	1.17000	10,000,000.00	10,000,000.00
FEDERAL NATL MTG ASSN	04/13/2018	04/13/2015	1.05000	1.05000	10,000,000.00	10,000,000.00
FEDERAL FARM CREDIT BANK	04/13/2018	10/19/2015	.93000	.94224	10,000,000.00	9,998,794.77
FHLMC	04/30/2018	04/30/2013	1.05000	1.05000	5,000,000.00	5,000,000.00
FEDERAL FARM CREDIT BANK	05/02/2018	11/02/2015	.95000	.95000	10,000,000.00	10,000,000.00
FEDERAL FARM CREDIT BANK	05/02/2018	11/02/2015	.95000	.95000	10,000,000.00	10,000,000.00
FHLMC	05/17/2018	11/17/2015	1.05000	1.05000	15,000,000.00	15,000,000.00
FEDERAL NATL MTG ASSN	05/18/2018	05/18/2015	1.15000	1.15000	5,000,000.00	5,000,000.00
FEDERAL NATL MTG ASSN	05/18/2018	05/18/2015	1.15000	1.15000	7,500,000.00	7,500,000.00
FEDERAL FARM CREDIT BANK	06/01/2018	12/01/2015	1.18000	1.18000	15,000,000.00	15,000,000.00
FHLMC	06/18/2018	12/18/2015	1.25000	1.25000	10,000,000.00	10,000,000.00
FHLMC	06/29/2018	12/29/2015	1.30000	1.30000	5,000,000.00	5,000,000.00
SONOMA COUNTY WATER	07/01/2018	10/29/2015	1.25000	1.15031	395,000.00	395,967.04
FEDERAL HOME LOAN BANK	07/06/2018	10/06/2015	1.05000	1.05000	10,000,000.00	10,000,000.00
FEDERAL HOME LOAN BANK	07/06/2018	10/29/2015	1.05000	1.05197	10,500,000.00	10,506,553.00
FHLMC	07/27/2018	10/27/2015	1.00000	1.00000	10,000,000.00	10,000,000.00
FHLMC	07/27/2018	10/27/2015	1.00000	1.00000	15,000,000.00	15,000,000.00
FHLMC	07/27/2018	10/27/2015	1.00000	.99642	11,600,000.00	11,601,083.74
FHLMC	07/27/2018	10/27/2015	1.00000	1.00000	10,450,000.00	10,450,000.00
FHLMC	08/24/2018	11/24/2015	1.25000	1.25000	15,000,000.00	15,000,000.00
FHLMC	08/24/2018	12/09/2015	1.25000	1.31046	10,000,000.00	9,989,580.42
FHLMC	09/18/2018	12/18/2015	1.35000	1.35000	10,000,000.00	10,000,000.00
FHLMC	09/28/2018	09/28/2015	1.20000	1.20000	5,000,000.00	5,000,000.00
FHLMC	09/28/2018	09/28/2015	1.20000	1.20000	5,000,000.00	5,000,000.00
FEDERAL HOME LOAN BANK	09/28/2018	10/02/2015	1.10000	1.11194	12,175,000.00	12,171,837.89
FEDERAL NATL MTG ASSN	09/28/2018	09/30/2015	1.15000	1.15000	10,000,000.00	10,000,000.00
FEDERAL NATL MTG ASSN	09/28/2018	09/30/2015	1.15000	1.15000	10,000,000.00	10,000,000.00
FHLMC	10/22/2018	10/22/2015	1.15000	1.15000	9,000,000.00	9,000,000.00
FEDERAL NATL MTG ASSN	10/29/2018	10/29/2015	1.05000	1.05000	10,000,000.00	10,000,000.00
FEDERAL NATL MTG ASSN	10/29/2018	10/30/2015	1.10000	1.10000	15,000,000.00	15,000,000.00
FHLMC	11/16/2018	11/16/2015	1.25000	1.36948	10,000,000.00	9,966,468.97
FHLMC	11/23/2018	11/30/2015	1.20000	1.20000	10,000,000.00	10,000,000.00
FEDERAL NATL MTG ASSN	11/27/2018	11/27/2015	1.30000	1.30000	15,000,000.00	15,000,000.00
FEDERAL NATL MTG ASSN	03/29/2019	09/30/2015	1.30000	1.30000	10,000,000.00	10,000,000.00
FEDERAL FARM CREDIT BANK	04/22/2019	04/22/2015	1.48000	1.48000	10,000,000.00	10,000,000.00
SONOMA COUNTY WATER	07/01/2019	10/29/2015	1.50000	1.40037	405,000.00	406,372.99
FEDERAL FARM CREDIT BANK	07/08/2019	10/08/2015	1.40000	1.40000	12,000,000.00	12,000,000.00
FEDERAL FARM CREDIT BANK	07/29/2019	10/29/2015	1.34000	1.34000	10,000,000.00	10,000,000.00
FEDERAL NATL MTG ASSN	08/27/2019	11/27/2015	1.50000	1.50000	15,000,000.00	15,000,000.00
SCEIP 2009A-10	09/02/2019	07/01/2009	3.00000	3.00000	23,881.96	23,881.96

**SONOMA COUNTY TREASURY POOLED INVESTMENT INVENTORY  
AS OF DECEMBER 31, 2015**



Description	Maturity Date	Purchase Date	Coupon Rate	Trading Yield	Current Par / Shares	Current Book / Shares
SCEIP 2009B-10	09/02/2019	08/03/2009	3.00000	3.00000	57,465.37	57,465.37
SCEIP 2009C-10	09/02/2019	09/01/2009	3.00000	3.00000	44,805.90	44,805.90
SCEIP 2009D-10	09/02/2019	10/01/2009	3.00000	3.00000	410,487.92	410,487.92
FEDERAL FARM CREDIT BANK	03/23/2020	03/23/2015	1.90000	1.86844	5,000,000.00	5,006,334.15
FEDERAL FARM CREDIT BANK	03/23/2020	03/23/2015	1.90000	1.85793	5,000,000.00	5,008,445.54
SONOMA COUNTY WATER	07/01/2020	10/29/2015	1.75000	1.65038	225,000.00	225,968.04
SCEIP 2009E-10	09/02/2020	11/02/2009	3.00000	3.00000	41,260.98	41,260.98
SCEIP 2009F-10	09/02/2020	12/01/2009	3.00000	3.00000	49,292.25	49,292.25
SCEIP 2010A-10	09/02/2020	01/04/2010	3.00000	3.00000	85,266.39	85,266.39
SCEIP 2010B-10	09/02/2020	02/01/2010	3.00000	3.00000	33,619.95	33,619.95
SCEIP 2010C-10	09/02/2020	03/01/2010	3.00000	3.00000	92,160.48	92,160.48
SCEIP 2010D-10	09/02/2020	04/01/2010	3.00000	3.00000	58,247.22	58,247.22
SCEIP 2010E-10	09/02/2020	05/03/2010	3.00000	3.00000	26,707.88	26,707.88
SCEIP 2010F-10	09/02/2020	06/01/2010	3.00000	3.00000	117,807.88	117,807.88
SCEIP 2010G-10	09/02/2020	06/30/2010	3.00000	3.00000	104,479.55	104,479.55
SCEIP 2010H-10	09/02/2020	08/02/2010	3.00000	3.00000	84,507.18	84,507.18
SCEIP 2010I-10	09/02/2020	09/01/2010	3.00000	3.00000	26,909.36	26,909.36
FEDERAL NATL MTG ASSN	11/25/2020	11/25/2015	1.75000	1.75000	10,000,000.00	10,000,000.00
FHLMC	12/17/2020	12/17/2015	2.00000	2.00000	10,000,000.00	10,000,000.00
FHLMC	12/23/2020	12/23/2015	2.00000	2.00000	15,000,000.00	15,000,000.00
SCEIP 2010J-10	09/02/2021	10/01/2010	3.00000	3.00000	11,096.97	11,096.97
SCEIP 2010L-10	09/02/2021	12/01/2010	3.00000	3.00000	168,133.79	168,133.79
SCEIP 2011A-10	09/02/2021	01/03/2011	3.00000	3.00000	27,261.60	27,261.60
SCEIP 2011B-10	09/02/2021	02/01/2011	3.00000	3.00000	51,970.90	51,970.90
SCEIP 2011C-10	09/02/2021	03/01/2011	3.00000	3.00000	43,095.40	43,095.40
SCEIP 2011D-10	09/02/2021	04/01/2011	3.00000	3.00000	185,560.05	185,560.05
SCEIP 2011E-10	09/02/2021	05/02/2011	3.00000	3.00000	19,108.03	19,108.03
SCEIP 2011F-10	09/02/2021	06/01/2011	3.00000	3.00000	48,781.50	48,781.50
SCEIP 2011G-10	09/02/2021	06/30/2011	3.00000	3.00000	18,883.36	18,883.36
SCEIP 2011H-10	09/02/2021	08/01/2011	3.00000	3.00000	80,715.72	80,715.72
SCEIP 2011I-10	09/02/2021	09/01/2011	3.00000	3.00000	70,034.08	70,034.08
SCEIP 2010K-10	09/21/2021	11/01/2010	3.00000	3.00000	4,393.81	4,393.81
SCEIP 2011J-10	09/02/2022	10/03/2011	3.00000	3.00000	3,755.73	3,755.73
SCEIP 2011K-10	09/02/2022	11/01/2011	3.00000	3.00000	85,164.36	85,164.36
SCEIP 2012A-10	09/02/2022	01/03/2012	3.00000	3.00000	4,010.82	4,010.82
SCEIP 2012B-10	09/02/2022	02/01/2012	3.00000	3.00000	7,957.04	7,957.04
SCEIP 2012C-10	09/02/2022	03/01/2012	3.00000	3.00000	9,510.10	9,510.10
SCEIP 2012D-10	09/02/2022	04/02/2012	3.00000	3.00000	23,902.48	23,902.48
SCEIP 2012F-10	09/02/2022	06/01/2012	3.00000	3.00000	39,187.65	39,187.65
SCEIP 2012G-10	09/02/2022	06/29/2012	3.00000	3.00000	6,066.77	6,066.77
SCEIP 2012H-10	09/02/2022	08/01/2012	3.00000	3.00000	12,629.46	12,629.46
SCEIP 2012I-10	09/02/2022	09/04/2012	3.00000	3.00000	5,073.61	5,073.61
SCEIP 2012J-10	09/02/2023	11/01/2012	3.00000	3.00000	70,055.66	70,055.66
SCEIP 2012K-10	09/02/2023	12/03/2012	3.00000	3.00000	7,977.70	7,977.70
SCEIP 2013A-10	09/02/2023	01/02/2013	3.00000	3.00000	8,875.10	8,875.10
SCEIP 2013C-10	09/02/2023	03/01/2013	3.00000	3.00000	52,148.63	52,148.63
SCEIP 2013E-10	09/02/2023	05/01/2013	3.00000	3.00000	8,879.63	8,879.63
SCEIP 2013F-10	09/02/2023	06/03/2013	3.00000	3.00000	38,604.27	38,604.27
SCEIP 2013H-10	09/02/2023	08/01/2013	3.00000	3.00000	34,273.31	34,273.31
SCEIP 2013I-10	09/02/2023	09/03/2013	3.00000	3.00000	30,204.88	30,204.88
SCEIP 2013J-10	09/02/2024	10/01/2013	3.00000	3.00000	104,485.72	104,485.72
SCEIP 2013L-10	09/02/2024	12/02/2013	3.00000	3.00000	107,255.35	107,255.35
SCEIP 2014A-10	09/02/2024	01/02/2014	3.00000	3.00000	40,193.99	40,193.99
SCEIP 2014B-10	09/02/2024	02/03/2014	3.00000	3.00000	16,980.86	16,980.86
SCEIP 2014C-10	09/02/2024	03/03/2014	3.00000	3.00000	46,424.57	46,424.57
SCEIP 2014D-10	09/02/2024	04/01/2014	3.00000	3.00000	16,056.49	16,056.49
SCEIP 2014E-10	09/02/2024	05/01/2014	3.00000	3.00000	9,498.74	9,498.74
SCEIP 2014F-10	09/02/2024	06/02/2014	3.00000	3.00000	3,394.70	3,394.70
SCEIP 2014G-10	09/02/2024	06/30/2014	3.00000	3.00000	59,334.81	59,334.81

**SONOMA COUNTY TREASURY POOLED INVESTMENT INVENTORY  
AS OF DECEMBER 31, 2015**



Description	Maturity Date	Purchase Date	Coupon Rate	Trading Yield	Current Par / Shares	Current Book / Shares
SCEIP 2014H-10	09/02/2024	08/01/2014	3.00000	3.00000	106,716.06	106,716.06
SCEIP 2014I-10	09/02/2024	09/02/2014	3.00000	3.00000	11,002.11	11,002.11
SCEIP 2014J-10	09/02/2025	10/01/2014	3.00000	3.00000	5,316.48	5,316.48
SCEIP 2014K-10	09/02/2025	11/03/2014	3.00000	3.00000	36,865.29	36,865.29
SCEIP 2014L-10	09/02/2025	12/01/2014	3.00000	3.00000	77,393.21	77,393.21
SCEIP 2015A-10	09/02/2025	01/05/2015	3.00000	3.00000	48,800.66	48,800.66
SCEIP 2015C-10	09/02/2025	03/02/2015	3.00000	3.00000	44,533.98	44,533.98
SCEIP 2015D-10	09/02/2025	04/01/2015	3.00000	3.00000	15,359.10	15,359.10
SCEIP 2015E-10	09/02/2025	05/01/2015	3.00000	3.00000	34,348.57	34,348.57
SCEIP 2015F-10	09/02/2025	06/01/2015	3.00000	3.00000	23,352.01	23,352.01
SCEIP 2015H-10	09/02/2025	08/03/2015	3.00000	3.00000	26,767.63	26,767.63
SCEIP 2015I-10	09/02/2025	09/02/2015	3.00000	3.00000	18,445.00	18,445.00
SCEIP 2015J-10	09/02/2026	10/01/2015	3.00000	3.00000	50,936.86	50,936.86
SCEIP 2015K-10	09/02/2026	11/02/2015	3.00000	3.00000	85,910.21	85,910.21
SCEIP 2015L-10	09/02/2026	12/01/2015	3.00000	3.00000	65,455.49	65,455.49
SCEIP 2009B-20	09/02/2029	06/01/2009	3.00000	3.00000	193,478.87	193,478.87
SCEIP 2009C-20	09/02/2029	07/01/2009	3.00000	3.00000	272,631.77	272,631.77
SCEIP 2009D-20	09/02/2029	08/03/2009	3.00000	3.00000	436,701.93	436,701.93
SCEIP 2009E-20	09/02/2029	09/01/2009	3.00000	3.00000	2,677,655.14	2,677,655.14
SCEIP 2009F-20	09/02/2029	10/01/2009	3.00000	3.00000	958,711.93	958,711.93
SCEIP 2009G-20	09/02/2030	11/02/2009	3.00000	3.00000	904,882.91	904,882.91
SCEIP 2009H-20	09/02/2030	12/01/2009	3.00000	3.00000	1,692,825.13	1,692,825.13
SCEIP 2010A-20	09/02/2030	01/04/2010	3.00000	3.00000	1,495,663.59	1,495,663.59
SCEIP 2010B-20	09/02/2030	02/01/2010	3.00000	3.00000	1,163,112.34	1,163,112.34
SCEIP 2010C-20	09/02/2030	03/01/2010	3.00000	3.00000	1,089,858.54	1,089,858.54
SCEIP 2010D-20	09/02/2030	04/01/2010	3.00000	3.00000	901,330.19	901,330.19
SCEIP 2010E-20	09/02/2030	05/03/2010	3.00000	3.00000	782,340.69	782,340.69
SCEIP 2010F-20	09/02/2030	06/01/2010	3.00000	3.00000	1,192,893.51	1,192,893.51
SCEIP 2010G-20	09/02/2030	06/30/2010	3.00000	3.00000	950,344.72	950,344.72
SCEIP 2010H-20	09/02/2030	08/02/2010	3.00000	3.00000	838,231.11	838,231.11
SCEIP 2010I-20	09/02/2030	09/01/2010	3.00000	3.00000	1,050,184.99	1,050,184.99
SCEIP 2010J-20	09/02/2031	10/01/2010	3.00000	3.00000	483,947.43	483,947.43
SCEIP 2010K-20	09/02/2031	11/01/2010	3.00000	3.00000	859,750.57	859,750.57
SCEIP 2010L-20	09/02/2031	12/01/2010	3.00000	3.00000	818,232.73	818,232.73
SCEIP 2011A-20	09/02/2031	01/03/2011	3.00000	3.00000	615,220.01	615,220.01
SCEIP 2011B-20	09/02/2031	02/01/2011	3.00000	3.00000	690,218.13	690,218.13
SCEIP 2011C-20	09/02/2031	03/01/2011	3.00000	3.00000	551,481.51	551,481.51
SCEIP 2011D-20	09/02/2031	04/01/2011	3.00000	3.00000	664,557.14	664,557.14
SCEIP 2011E-20	09/02/2031	05/02/2011	3.00000	3.00000	451,349.83	451,349.83
SCEIP 2011F-20	09/02/2031	06/01/2011	3.00000	3.00000	428,864.83	428,864.83
SCEIP 2011G-20	09/02/2031	06/30/2011	3.00000	3.00000	837,046.88	837,046.88
SCEIP 2014F-20	09/02/2034	06/02/2014	3.00000	3.00000	115,182.74	115,182.74
SCEIP 2014G-20	09/02/2034	06/30/2014	3.00000	3.00000	324,995.32	324,995.32
SCEIP 2014H-20	09/02/2034	08/01/2014	3.00000	3.00000	296,000.19	296,000.19
SCEIP 2014I-20	09/02/2034	09/02/2014	3.00000	3.00000	221,237.79	221,237.79
SCEIP 2014J-20	09/02/2035	10/01/2014	3.00000	3.00000	175,728.68	175,728.68
SCEIP 2014K-20	09/02/2035	11/03/2014	3.00000	3.00000	167,383.82	167,383.82
SCEIP 2014L-20	09/02/2035	12/01/2014	3.00000	3.00000	88,095.79	88,095.79
SCEIP 2015A-20	09/02/2035	01/05/2015	3.00000	3.00000	231,091.54	231,091.54
SCEIP 2015B-20	09/02/2035	02/02/2015	3.00000	3.00000	161,592.49	161,592.49
SCEIP 2015C-20	09/02/2035	03/02/2015	3.00000	3.00000	271,944.38	271,944.38
SCEIP 2015D-20	09/02/2035	04/01/2015	3.00000	3.00000	239,017.08	239,017.08
SCEIP 2015E-20	09/02/2035	05/01/2015	3.00000	3.00000	226,764.53	226,764.53
SCEIP 2015F-20	09/02/2035	06/01/2015	3.00000	3.00000	147,837.93	147,837.93
<b>SUBTOTAL OTHER GOVERNMENTS</b>		<b>60.68%</b>			<b>1,117,102,429.27</b>	<b>1,117,064,219.86</b>
TORONTO DOMINION	07/01/2016	10/02/2015	.54000	.54000	40,000,000.00	40,000,000.00
BANK OF NOVA SCOTIA	07/29/2016	08/07/2015	.67000	.67000	30,000,000.00	30,000,000.00

**SONOMA COUNTY TREASURY POOLED INVESTMENT INVENTORY  
AS OF DECEMBER 31, 2015**



Description	Maturity Date	Purchase Date	Coupon Rate	Trading Yield	Current Par / Shares	Current Book / Shares
BANK OF NOVA SCOTIA	08/01/2016	10/16/2015	.52000	.52000	30,000,000.00	30,000,000.00
TORONTO DOMINION	08/01/2016	10/26/2015	.56000	.56000	25,000,000.00	25,000,000.00
BANK OF MONTREAL	08/01/2016	11/19/2015	.72000	.72000	25,000,000.00	25,000,000.00
<b>SUBTOTAL NEGOTIABLE CERTIFICATES OF DEPOSIT</b>		<b>8.15%</b>			<b>150,000,000.00</b>	<b>150,000,000.00</b>
GE CAP CORP MTN	01/08/2016	12/06/2013	.91800	.55025	5,000,000.00	5,000,331.79
GE CAP CORP MTN	01/08/2016	12/16/2013	.51800	.62235	5,000,000.00	4,999,905.88
GE CAP CORP MTN	01/08/2016	11/26/2013	1.00000	.68532	5,383,000.00	5,383,321.73
APPLE	05/03/2016	06/10/2013	.45000	.60026	7,000,000.00	6,996,492.54
GE CAP CORP MTN	05/09/2016	09/03/2014	2.95000	.63822	10,000,000.00	10,081,181.76
WELLS FARGO CO MTN	06/15/2016	03/28/2013	3.67600	1.03498	10,000,000.00	10,117,655.15
WELLS FARGO CO MTN	06/15/2016	07/02/2015	3.67600	.72183	15,000,000.00	15,199,770.78
TOYOTA	06/20/2016	12/20/2012	.71950	.71950	15,000,000.00	15,000,000.00
GE CAP CORP MTN	07/12/2016	11/14/2014	1.50000	.67032	10,000,000.00	10,043,568.31
METROPOLITAN LIFE	07/14/2016	01/14/2015	.52075	.52075	6,000,000.00	6,000,000.00
WELLS FARGO CO MTN	07/20/2016	05/21/2014	1.25000	.75879	5,000,000.00	5,013,366.13
WELLS FARGO CO MTN	07/20/2016	09/15/2015	1.25000	.69002	10,000,000.00	10,049,800.13
GE CAP CORP MTN	01/09/2017	06/04/2015	2.90000	.86910	10,000,000.00	10,205,476.25
BANK OF AMERICA	02/14/2017	11/20/2015	1.25000	1.09822	20,000,000.00	20,100,228.62
GE CAP CORP MTN	04/27/2017	11/06/2012	2.30000	1.41507	5,000,000.00	5,056,435.05
WELLS FARGO CO MTN	05/08/2017	11/06/2012	2.10000	1.36301	5,000,000.00	5,048,130.49
WELLS FARGO CO MTN	06/02/2017	10/26/2015	1.15000	1.01026	15,000,000.00	15,029,353.33
WELLS FARGO CO MTN	09/08/2017	10/17/2014	1.40000	1.22336	7,037,000.00	7,057,505.15
WELLS FARGO CO MTN	09/08/2017	07/02/2015	1.40000	1.24004	15,000,000.00	15,039,666.09
CATEPILLAR	11/06/2017	12/03/2012	1.25000	1.10708	5,000,000.00	5,012,813.35
GE CAP CORP MTN	12/07/2017	12/07/2012	.95200	.95200	25,000,000.00	25,000,000.00
TOYOTA	12/20/2017	12/20/2012	.81950	.81950	20,000,000.00	20,000,000.00
TOYOTA	10/25/2018	10/25/2013	.96990	.96990	5,000,000.00	5,000,000.00
<b>SUBTOTAL CORPORATE NOTES AND BONDS</b>		<b>12.84%</b>			<b>235,420,000.00</b>	<b>236,435,002.53</b>
CAMP	12/31/2030	07/08/2002	.23956	.23956	63,718,234.84	63,718,234.84
CAL TRUST MMF	01/01/2016	08/28/2009	.26348	.26348	23,503,546.18	23,503,546.18
<b>SUBTOTAL MONEY MARKET MUTUAL FUNDS</b>		<b>4.74%</b>			<b>87,221,781.02</b>	<b>87,221,781.02</b>
LOCAL AGENCY INVEST	01/01/2016	11/04/2002	.36724	.36724	48,949,783.40	48,949,783.40
<b>SUBTOTAL GOVERNMENT POOLS AND JPA'S</b>		<b>2.66%</b>			<b>48,949,783.40</b>	<b>48,949,783.40</b>
<b>CASH IN BANK</b>		<b>0.27%</b>			<b>4,970,256.04</b>	<b>4,970,256.04</b>
<b>CHECK AND WARRANTS IN TRANSIT</b>		<b>0.04%</b>			<b>711,205.25</b>	<b>711,205.25</b>
<b>CASH IN VAULT</b>		<b>0.00%</b>			<b>69,195.14</b>	<b>69,195.14</b>
<b>GRAND TOTAL</b>		<b>100%</b>			<b>1,839,444,650.12</b>	<b>1,840,959,423.52</b>

Gravenstein Union School District

April 2016											Totals
Teachers	Pre TK	K	1	2	3	4	5	6	7	8	
Crandall ENRICH!		21									21
Hanchey ENRICH!		21									21
Trivunovic		18									18
Tomsky TK		21									21
Redfern		18									18
Candau ENRICH!			20								20
Groody ENRICH!			20								20
Dellosa			19								19
Clement			19								19
Otterson				21							21
Basque ENRICH!				21							21
DeBolt ENRICH!				21							21
Sprinkle				21							21
McGough					15						15
Mattish ENRICH!					21						21
Nordstroi ENRICH!					21						21
Haas					16						16
Brown ENRICH!						26					26
Hillier ENRICH!						26					26
Lofchie						24					24
Gorman ENRICH!							23				23
Oakley						2	2				4
Pugno ENRICH!							23				23
Urmini							25				25
Helton								18			18
Kinman								18			18
Latham ENRICH!								26			26
Rich ENRICH!								26			26
Collins ENRICH!									26		26
Dexter ENRICH!									27		27
Jex-Lewis									16		16
Blanco									16		16
Sotiras										18	18
Cole										15	15
Shore ENRICH!										26	26
Sporrer ENRICH!										24	24
Gravenstein Campus	0	99	78	84	73	78	73				485
Hillcrest Campus								88	85	83	256
<b>April 2016</b>	<b>0</b>	<b>99</b>	<b>78</b>	<b>84</b>	<b>73</b>	<b>78</b>	<b>73</b>	<b>88</b>	<b>85</b>	<b>83</b>	<b>741</b>
April 2015		96	78	71	70	68	74	70	84	115	726
April 2014		100	64	69	65	71	66	72	103	105	715
April 2013		81	68	68	61	69	69	85	107	101	709
April 2012		79	71	61	65	63	85	89	95	79	687
April 2011		67	57	61	51	84	74	84	77	93	648

<b>2015</b>
457
269
<b>726</b>





## **GRAVENSTEIN UNION SCHOOL DISTRICT**

---

**Linda J. LaMarre, Superintendent**

3840 Twig Avenue  
Sebastopol, CA 95472  
707-823-7008 (v)  
707-823-2108 (f)  
Email: [llamarre@grav.k12.ca.us](mailto:llamarre@grav.k12.ca.us)

**Board of Trustees**

Sandra Wickland, Board President  
Desiree Beck, Board Clerk  
Jim Horn, Board Member  
Jeff Weaver, Board Member  
Arif Virji, Board Member

---

# **V.B.**

Supt. LaMarre  
will have a PowerPoint  
presentation on the  
**ENRICH! Program.**

**DOCUMENT 00-5200 -CONTRACT**

This Contract ("Contract") is made by and between the Gravenstein Union School District ("District"), and Silver Creek Industries, Inc. ("Contractor").

District and Contractor hereby agree as follows:

1. Description of Work

The Contractor agrees to furnish all labor, materials, equipment, tools, supervision, appurtenances, and services, including transportation and utilities, required to perform and satisfactorily complete all work required for the following project ("Project") in full conformance with the Contract Documents:  
Gravenstein Elementary Modulars

2. Contract Documents

The Contract Documents consist of the executed Contract and all Addenda, all approved change orders, the completed Bid Form, the required Bonds and the Insurance forms, the Notice Inviting Bids, the Instructions to Bidders, the Notice of Award, the Notice to Proceed, the General Conditions and any supplemental conditions, the Technical Specifications, the Drawings, the completed Bidder's Questionnaire, and Disabled Veteran Business Enterprises Requirements (if applicable).

3. Compensation

As full compensation for the Contractor's complete and satisfactory performance of the work and activities described in the Contract Documents, the District agrees to pay Contractor, and Contractor agrees to accept the sum of three hundred sixty-six thousand one hundred five & no/100 Dollars (\$ \$366,105.00), which shall be paid to the Contractor according to the Contract Documents.

4. Prevailing Wages

This Project is subject to prevailing wage requirements and Contractor and its Subcontractors are required to pay all workers employed for the performance of this Contract no less than the applicable prevailing wage rate for each such worker. Contractor acknowledges that the project is subject to compliance monitoring and enforcement by the California Department of Industrial Relations in accordance with SB 854.

5. Time for Completion



The starting date of the Contract shall be the day listed by the District in the Notice to Proceed and the Contractor shall fully complete all the work per following Modular Completion Schedule or be subject to following Liquidated damages attached to each Milestone. Time is of the essence in the performance of this Contract.

MODULAR COMPLETION SCHEDULE:

MILESTONE	DATE OF COMPLETION	LIQUIDATED DAMAGES
Modular PC Drawings – DSA Approval for Site	April 28, 2016	500.00 per calendar day
Modular Building Installation ready for Sitework Contract coordination	July 27, 2016	1,000.00 per calendar day
Substantial Completion	August 8, 2016	500.00 per calendar day

6. Liquidated Damages

Liquidated damages for the Contractor's failure to complete the Contract within the time fixed and described in Item 5, Time for Completion, Modular Completion Schedule.

IN WITNESS WHEREOF, the parties agree to the terms of this Contract on the day and year written below.


\_\_\_\_\_  
 District

Resolution No. \_\_\_\_\_

\_\_\_\_\_  
 Date

Silver Creek Industries, Inc.  
 Contractor

855259 Exp 3/31/17  
 Contractor License No.  
 and Expiration Date

By:   
 Individual Signature

President  
 Title

4-5-16  
 Date

GRAVENSTEIN ELEMENTARY MODULARS  
Project No: 940.10

For: Silver Creek Industries, Inc.  
Corporation or Partnership

If Corporation, Seal Below.



## CONTRACT DOCUMENT REVIEW

**District:** Gravenstein Union School District

**Project:** Gravenstein Elementary Modulars

**Contractor Name:** Silver Creek Industries, Inc.

Licensed? Yes 855259 - Expires 3/31/17

Date checked: 4/4/16


**Contract Amount:** \$366,105.00

	X	NAME	LICENSED	BEST RATING
Performance Bond	X	Western Surety Company	Yes	A XIII
Payment Bond	X	Western Surety Company	Yes	A XIII
Liability Insurance	X	Navigators Specialty Insurance Company	Yes	A XI
Occurrence Insurance	X	Navigators Specialty Insurance Company	Yes	A XI
Auto Insurance	X	Travelers Property Casualty Co of Amer	Yes	A++ XV
Excess Insurance	X	Navigators Specialty Insurance Company	Yes	A XI
Workers' Comp. Insurance	X	Arch Insurance Company	Yes	A+ XV
Endorsed	X			
Builder's Risk	N/A			

Approved as to form:

Printed Name:

Date:

  
Loren Soukup  
4-7-16

## Contractor's License Detail for License # 855259

**DISCLAIMER: A license status check provides information taken from the CSLB license database. Before relying on this information, you should be aware of the following limitations.**

CSLB complaint disclosure is restricted by law (B&P 7124.6) If this entity is subject to public complaint disclosure, a link for complaint disclosure will appear below. Click on the link or button to obtain complaint and/or legal action information.

Per B&P 7071.17, only construction related civil judgments reported to the CSLB are disclosed.

Arbitrations are not listed unless the contractor fails to comply with the terms of the arbitration.

Due to workload, there may be relevant information that has not yet been entered onto the Board's license database.

### Business Information

SILVER CREEK INDUSTRIES INC  
2830 BARRETT AVENUE  
PERRIS, CA 92571  
Business Phone Number:(951) 943-5393

Entity Corporation  
Issue Date 03/02/2005  
Expire Date **03/31/2017**

### License Status

**This license is current and active.**

All information below should be reviewed.

### Additional Status

The license may be suspended on 05/04/2016 if the workers' compensation insurance policy is not filed with the CSLB.

### Classifications

B - GENERAL BUILDING CONTRACTOR  
C27 - LANDSCAPING  
C36 - PLUMBING  
C10 - ELECTRICAL  
C20 - WARM-AIR HEATING, VENTILATING AND AIR-CONDITIONING

### Bonding Information

This license filed a Contractor's Bond with WESTERN SURETY COMPANY.  
**Bond Number:** 58666191  
**Bond Amount:** \$15,000  
**Effective Date:** 01/01/2016  
Contractor's Bond History

**Bond of Qualifying Individual**

The Responsible Managing Officer (RMO) BASHAW BRETT DONALD certified that he/she owns 10 percent or more of the voting stock/equity of the corporation. A bond of qualifying individual is not required.  
**Effective Date:** 07/29/2015  
BQI's Bond History  
This license filed Bond of Qualifying Individual number **58733843** for WALDEN CHARLES FRANKLIN JR in the amount of **\$12,500** with WESTERN SURETY COMPANY.  
**Effective Date:** 02/29/2016

**Workers' Compensation**

This license has workers compensation insurance with the ARCH INSURANCE COMPANY  
**Policy Number:**ZAWCI9345900  
**Effective Date:** 04/01/2015  
**Expire Date:** 04/01/2016  
Workers' Compensation History

**Other**

Personnel listed on this license (current or disassociated) are listed on other licenses.



- Company Profile
- Company Search
- Company Search Results
- Company Information
- Old Company Names
- Agent for Service
- Reference Information
- NAIC Group List
- Lines of Business
- Workers' Compensation
- Complaint and Request for Action/Appeals
- Contact Information
- Financial Statements PDF's
- Annual Statements
- Quarterly Statements
- Company Complaint
- Company Performance & Comparison Data
- Company Enforcement Action
- Composite Complaints Studies
- Additional Info
- Find A Company Representative In Your Area
- View Financial Disclaimer

**COMPANY PROFILE**

**Company Information**

**WESTERN SURETY COMPANY**  
**333 S. WABASH AVEMIE**  
**CHICAGO, IL 60604**

**Old Company Names**

**Effective Date**

**Agent For Service**

Vivian Imperial  
 818 WEST SEVENTH STREET  
 SUITE 930  
 LOS ANGELES CA 90017

**Reference Information**

NAIC #:	13188
California Company ID #:	0761-7
Date Authorized in California:	07/29/1930
License Status:	UNLIMITED-NORMAL
Company Type:	Property & Casualty
State of Domicile:	SOUTH DAKOTA

**back to top**

**NAIC Group List**

NAIC Group #: 0218 CNA INS GRP

**Lines Of Business**

The company is authorized to transact business within these lines of insurance. For an explanation of any of these terms, please refer to the glossary.

LIABILITY

SURETY

**back to top**

# A.M. Best Rating Services

A.M. Best Company | A.M. Best Rating Services | A.M. Best Information Services

Welcome Back Erica Anderson | My Member Center | Log Out  
 About | Careers | Events | Support | Contact

Rating Services Home

Ratings

- » Recent Rating Activity
- » Search for a Rating

Regional Centers

Rating Process & Definitions

- » Understanding Best's Ratings
- » Guide to Best's Ratings
- » Financial Strength Rating Guide
- » Issuer Credit Rating Guide
- » Issue Rating Guide
- » National Scale Rating Guide
- » Country Risk Information
- » Market Segment Outlook

Rating Methodology

Industry Research

Industry & Market Centers

Contact an Analyst

Conferences & Events

Awards & Recognitions

Data Submission Center

Regulatory Information

Find a Best's Credit Rating

Enter a Company Name

» Advanced Search



A.M. Best Rating Services  
 Contact Information »

Rating Search:   » [Advanced Search](#)

[Print this page](#)

## Western Surety Company (?)

A.M. Best #: 000974 NAIC #: 13188 FEIN #: 460204900

Administrative Office  
 333 South Wabash Avenue  
 Chicago, IL 60604  
[United States](#)

[View Additional Address Information](#)

Web: [www.cnasurety.com](http://www.cnasurety.com)  
 Phone: 312-822-5000



Assigned to insurance companies that have, in our opinion, an excellent ability to meet their ongoing insurance obligations.

Based on A.M. Best's analysis, 058705 - CNA Financial Corporation is the AMB Ultimate Parent and identifies the topmost entity of the corporate structure. View a list of [operating insurance entities](#) in this structure.

### Best's Credit Ratings

Financial Strength Rating	View Definition
Rating:	A (Excellent)
Financial Size	XIII (\$1.25 Billion to \$1.5 Billion)
Category:	Billion
Outlook:	Stable
Action:	Affirmed
Effective Date:	February 23, 2016
Initial Rating Date:	June 30, 1922

### Best's Credit Rating Analyst

Rating Issued by: A.M. Best Rating Services, Inc.  
 Senior Financial Analyst: Michael W. Russo  
 Assistant Vice President: Jennifer Marshall, CPCU, ARM

### Disclosure Information

[View A.M. Best's Rating Disclosure Form](#)

[A.M. Best Affirms Ratings of CNA Financial Corporation and Its Subsidiaries; Assigns Rating to New Senior Notes February 23, 2016](#)

Long-Term Issuer Credit Rating	View Definition
Long-Term:	a
Outlook:	Stable
Action:	Affirmed
Effective Date:	February 23, 2016
Initial Rating Date:	June 21, 2005

u Denotes Under Review Best's Rating

### Rating History

A.M. Best has provided ratings & analysis on this company since 1922.

Financial Strength		Long-Term Issuer Credit	
Effective Date	Rating	Effective Date	Rating
2/23/2016	A	2/23/2016	a
12/16/2014	A	12/16/2014	a
12/13/2013	A	12/18/2013	a
1/11/2013	A	1/11/2013	a
4/5/2012	A	4/5/2012	a
3/2/2011	A	3/2/2011	a

### Related Financial and Analytical Data

The following links provide access to related data records that A.M. Best utilizes to provide financial and analytical data on a consolidated or branch basis.

AMB #	Company Name	Company Description
018214	Western Surety Group (SG) Rating Unit	Represents the A.M. Best Consolidated financials for the Property/ Casualty business of this legal entity.

### AMB Credit Reports


- [AMB Credit Report](#) - includes Best's Financial Strength Rating and rationale along with comprehensive analytical commentary, detailed business overview and key financial data.  
Report Revision Date: 3/11/2016 (represents the latest significant change).
- Historical Reports are available in [AMB Credit Report Archive](#).

View additional [news, reports and products](#) for this company.

### Press Releases

Date	Title
------	-------

Feb 23, 2016	<a href="#">A.M. Best Affirms Ratings of CNA Financial Corporation and Its Subsidiaries; Assigns Rating to New Senior Notes</a>
Dec 16, 2014	<a href="#">A.M. Best Affirms Ratings of CNA Financial Corporation and Its Subsidiaries</a>
Dec 18, 2013	<a href="#">A.M. Best Affirms Ratings of Western Surety Company and Its Subsidiaries</a>
Jan 11, 2013	<a href="#">A.M. Best Affirms Ratings of Western Surety Company and Its Subsidiaries</a>
Apr 05, 2012	<a href="#">A.M. Best Affirms Ratings of Western Surety Group and Its Members</a>
Feb 08, 2010	<a href="#">A.M. Best Affirms Ratings of CNA Surety Corporation and Its Subsidiaries</a>
Dec 16, 2008	<a href="#">A.M. Best Affirms Ratings of CNA Surety Corporation and Its Subsidiaries</a>
Dec 18, 2007	<a href="#">A.M. Best Affirms Ratings of CNA Surety Corporation and Its Subsidiaries</a>
Apr 18, 2007	<a href="#">A.M. Best Affirms Ratings of CNA and Its Subsidiaries</a>
Aug 02, 2006	<a href="#">A.M. Best Assigns Debt Rating to CNA Financial's Forthcoming Senior Notes</a>



Page size: 10

15 items in 2 pages

**European Union Disclosures**

A.M. Best - Europe Rating Services Limited (AMBERS), a subsidiary of A.M. Best Rating Services, Inc., is an External Credit Assessment Institution (ECAI) in the European Union (EU). Therefore, credit ratings issued and endorsed by AMBERS may be used for regulatory purposes in the EU as per Directive 2005/48/EC.

**Australian Disclosures**

A.M. Best Asia-Pacific Limited (AMBAP), Australian Registered Body Number (ARBN No.150375287), is a limited liability company incorporated and domiciled in Hong Kong. AMBAP is a wholesale Australian Financial Services (AFS) Licence holder (AFS No. 411055) under the Corporations Act 2001. Credit ratings emanating from AMBAP are not intended for and must not be distributed to any person in Australia other than a wholesale client as defined in Chapter 7 of the Corporations Act. AMBAP does not authorize its Credit Ratings to be disseminated by a third-party in a manner that could reasonably be regarded as being intended to influence a retail client in making a decision in relation to a particular product or class of financial product. AMBAP Credit Ratings are intended for wholesale clients only, as defined.

Credit Ratings determined and disseminated by AMBAP are the opinion of AMBAP only and not any specific credit analyst. AMBAP Credit Ratings are statements of opinion and not statements of fact. They are not recommendations to buy, hold or sell any securities or any other form of financial product, including insurance policies and are not a recommendation to be used to make investment/purchasing decisions.

**Important Notice:** A.M. Best's Credit Ratings are independent and objective opinions, not statements of fact. A.M. Best is not an Investment Advisor, does not offer investment advice of any kind, nor does the company or its Ratings Analysts offer any form of structuring or financial advice. A.M. Best's credit opinions are not recommendations to buy, sell or hold securities, or to make any other investment decisions. For additional information regarding the use and limitations of credit rating opinions, as well as the rating process, information requirements and other rating related terms and definitions, please view [Understanding Best's Credit Ratings](#).

[About A.M. Best](#) | [Site Map](#) | [Customer Service](#) | [Member Center](#) | [Contact Info](#) | [Careers](#) | [Terms of Use](#) | [Privacy Policy](#)  
[Security](#) | [Legal & Licensing](#)

[Regulatory Affairs - Form NRSRO - Code of Conduct - Rating Methodology - Historical Performance Data](#)

Copyright © 2016 A.M. Best Company, Inc. and/or its affiliates ALL RIGHTS RESERVED.





- Company Profile
- Company Search
- Company Search Results
- Company Information
- Old Company Names
- Agent for Service Reference Information
- NAIC Group List
- Lines of Business
- Workers' Compensation Complaint and Request for Action/Appeals Contact Information
- Financial Statements PDF's
- Annual Statements
- Quarterly Statements
- Company Complaint
- Company Performance & Comparison Data
- Company Enforcement Action
- Composite Complaints Studies
- Additional Info
- Find A Company Representative In Your Area
- View Financial Disclaimer

**COMPANY PROFILE**

**Company Information**

**NAVIGATORS INSURANCE COMPANY**  
**400 ATLANTIC STREET**  
**STAMFORD, CT 06901**

<b>Old Company Names</b>	<b>Effective Date</b>
--------------------------	-----------------------

**Agent For Service**

RALPH WOODARD  
 433 CALIFORNIA STREET  
 SUITE 400  
 SAN FRANCISCO CA 94105

**Reference Information**

NAIC #:	42307
California Company ID #:	3119-5
Date Authorized in California:	10/22/1987
License Status:	UNLIMITED-NORMAL
Company Type:	Property & Casualty
State of Domicile:	NEW YORK

[back to top](#)

**NAIC Group List**

NAIC Group #: 0510 NAVIGATORS GRP

**Lines Of Business**

The company is authorized to transact business within these lines of insurance. For an explanation of any of these terms, please refer to the glossary.

- AIRCRAFT
- AUTOMOBILE
- BOILER AND MACHINERY
- BURGLARY
- FIRE
- LIABILITY
- MARINE
- MISCELLANEOUS
- PLATE GLASS
- SPRINKLER
- SURETY

[back to top](#)

# A.M. Best Rating Services

A.M. Best Company | A.M. Best Rating Services | A.M. Best Information Services

Welcome Back Erica Anderson | My Member Center | Log Out  
 About | Careers | Events | Support | Contact

**Rating Services Home**

- Ratings
  - » Recent Rating Activity
  - » Search for a Rating
- Regional Centers
- Rating Process & Definitions
  - » Understanding Best's Ratings
  - » Guide to Best's Ratings
  - » Financial Strength Rating Guide
  - » Issuer Credit Rating Guide
  - » Issue Rating Guide
  - » National Scale Rating Guide
  - » Country Risk Information
  - » Market Segment Outlook
- Rating Methodology
- Industry Research
- Industry & Market Centers
- Contact an Analyst
- Conferences & Events
- Awards & Recognitions
- Data Submission Center
- Regulatory Information

Rating Search:   » [Advanced Search](#)

Print this page

## Navigators Insurance Company

A.M. Best #: 001825 NAIC #: 42307 FEIN #: 133138390

**Administrative Office**  
 400 Atlantic Street 8th Floor  
 Stamford, CT 06901  
[United States](#)

[View Additional Address Information](#)

Web: [www.navq.com](http://www.navq.com)  
 Phone: 203-905-6090  
 Fax: 203-658-1821



Assigned to insurance companies that have, in our opinion, an excellent ability to meet their ongoing insurance obligations.

Based on A.M. Best's analysis, [058430 - The Navigators Group, Inc](#) is the AMB Ultimate Parent and identifies the topmost entity of the corporate structure. View a list of [operating insurance entities](#) in this structure.

**Best's Credit Ratings**

Financial Strength Rating	View Definition
Rating: A (Excellent)	
Financial Size Category: XI (\$750 Million to \$1 Billion)	
Outlook: Stable	
Action: Affirmed	
Effective Date: June 03, 2015	
Initial Rating Date: June 30, 1988	

**Best's Credit Rating Analyst**

Rating Issued by: A.M. Best Rating Services, Inc.  
 Senior Financial Analyst: Jonathan Harris, CFA, FRM  
 Managing Senior Financial Analyst: Jacqalene Lentz, CPA

**Disclosure Information**

- [View A.M. Best's Rating Disclosure Statement](#)
- [A.M. Best Affirms Ratings of Navigators Insurance Company, its Subsidiary and The Navigators Group, Inc. June 03, 2015](#)

*Find a Best's Credit Rating*

Enter a Company Name

**A.M. Best Rating Services**  
[Contact Information](#)

**Long-Term Issuer Credit Rating** [View Definition](#)

Long-Term: a+	
Outlook: Stable	
Action: Affirmed	
Effective Date: June 03, 2015	
Initial Rating Date: October 10, 2005	

u Denotes Under Review Best's Rating

**Rating History**

A.M. Best has provided ratings & analysis on this company since 1988.

Financial Strength		Long-Term Issuer Credit	
Effective Date	Rating	Effective Date	Rating
6/3/2015	A	6/3/2015	a+
6/4/2014	A	6/4/2014	a+
6/7/2013	A	6/7/2013	a+
6/19/2012	A	6/19/2012	a+
6/21/2011	A	6/21/2011	a+
6/22/2010	A	6/22/2010	a+

**Related Financial and Analytical Data**

The following links provide access to related data records that A.M. Best utilizes to provide financial and analytical data on a consolidated or branch basis.

AMB #	Company Name	Company Description
018081	Navigators Insurance Group (G) Rating Unit	Represents the A.M. Best Consolidated financials for the Property/ Casualty business of this legal entity.

**AMB Credit Reports**

**AMB Credit Report** - includes Best's Financial Strength Rating and rationale along with comprehensive analytical commentary, detailed business overview and key financial data.  
 Report Revision Date: 6/11/2015 (represents the latest significant change).

Historical Reports are available in [AMB Credit Report Archive](#).

View additional [news, reports and products](#) for this company.

**Press Releases**

Date	Title
------	-------

Jun 03, 2015	<a href="#">A.M. Best Affirms Ratings of Navigators Insurance Company, its Subsidiary and The Navigators Group, Inc.</a>
Jun 04, 2014	<a href="#">A.M. Best Affirms Ratings of Navigators Insurance Company, Its Subsidiary and The Navigators Group, Inc.</a>
Jun 07, 2013	<a href="#">A.M. Best Affirms Ratings of Navigators Insurance Company, Its Subsidiary and The Navigators Group, Inc.</a>
Jun 19, 2012	<a href="#">A.M. Best Affirms Ratings of Navigators Insurance Company, Its Subsidiary and The Navigators Group, Inc.</a>
Jun 21, 2011	<a href="#">A.M. Best Affirms Ratings of Navigators Insurance Group, Its Members and The Navigators Group, Inc.</a>
Jun 22, 2010	<a href="#">A.M. Best Affirms Ratings of Navigators Insurance Group, Its Members and The Navigators Group, Inc.</a>
Jul 23, 2009	<a href="#">A.M. Best Assigns Indicative Debt Ratings to Navigators Group, Inc.'s Shelf Registration</a>
Mar 28, 2008	<a href="#">A.M. Best Affirms Ratings of Navigators Insurance Group and The Navigators Group, Inc.</a>
Oct 10, 2005	<a href="#">A.M. Best Assigns Indicative &amp; Issuer Credit Ratings to The Navigators Group, Inc.; Affirms Rating of Navigators Insurance Group</a>
Feb 13, 2004	<a href="#">A.M. Best Comments That Navigators Insurance Group's Rating Remains Unchanged</a>

**European Union Disclosures**

A.M. Best - Europe Rating Services Limited (AMBERS), a subsidiary of A.M. Best Rating Services, Inc., is an External Credit Assessment Institution (ECAI) in the European Union (EU). Therefore, credit ratings issued and endorsed by AMBERS may be used for regulatory purposes in the EU as per Directive 2006/48/EC.

**Australian Disclosures**

A.M. Best Asia-Pacific Limited (AMBAP), Australian Registered Body Number (ARBN No.150375287), is a limited liability company incorporated and domiciled in Hong Kong. AMBAP is a wholesale Australian Financial Services (AFS) Licence holder (AFS No. 411055) under the Corporations Act 2001. Credit ratings emanating from AMBAP are not intended for and must not be distributed to any person in Australia other than a wholesale client as defined in Chapter 7 of the Corporations Act. AMBAP does not authorize its Credit Ratings to be disseminated by a third-party in a manner that could reasonably be regarded as being intended to influence a retail client in making a decision in relation to a particular product or class of financial product. AMBAP Credit Ratings are intended for wholesale clients only, as defined.

Credit Ratings determined and disseminated by AMBAP are the opinion of AMBAP only and not any specific credit analyst. AMBAP Credit Ratings are statements of opinion and not statements of fact. They are not recommendations to buy, hold or sell any securities or any other form of financial product, including insurance policies and are not a recommendation to be used to make investment/purchasing decisions.

**Important Notice:** A.M. Best's Credit Ratings are independent and objective opinions, not statements of fact. A.M. Best is not an Investment Advisor, does not offer investment advice of any kind, nor does the company or its Ratings Analysts offer any form of structuring or financial advice. A.M. Best's credit opinions are not recommendations to buy, sell or hold securities, or to make any other investment decisions. For additional information regarding the use and limitations of credit rating opinions, as well as the rating process, information requirements and other rating related terms and definitions, please view [Understanding Best's Credit Ratings](#).

[About A.M. Best](#) | [Site Map](#) | [Customer Service](#) | [Member Center](#) | [Contact Info](#) | [Careers](#) | [Terms of Use](#) | [Privacy Policy](#)  
[Security](#) | [Legal & Licensing](#)

[Regulatory Affairs - Form NRSRO](#) - [Code of Conduct](#) - [Rating Methodology](#) - [Historical Performance Data](#)

Copyright © 2016 A.M. Best Company, Inc. and/or its affiliates ALL RIGHTS RESERVED.



- Company Profile
- Company Search
- Company Search Results
- Company Information
- Old Company Names
- Agent for Service
- Reference Information
- NAIC Group List
- Lines of Business
- Workers' Compensation
- Complaint and Request for Action/Appeals
- Contact Information
- Financial Statements PDF's
- Annual Statements
- Quarterly Statements
- Company Complaint
- Company Performance & Comparison Data
- Company Enforcement Action
- Composite Complaints Studies
- Additional Info
- Find A Company Representative In Your Area
- View Financial Disclaimer

**COMPANY PROFILE**

**Company Information**

**TRAVELERS PROPERTY CASUALTY COMPANY OF AMERICA**  
**ONE TOWER SQUARE**  
**HARTFORD, CT 06183**  
**866-336-2077**

Old Company Names	Effective Date
TRAVELERS INDEMNITY COMPANY OF ILLINOIS (THE)	01/12/2005

**Agent For Service**  
 KARISSA LOWRY  
 2710 GATEWAY OAKS DRIVE  
 SUITE 150N  
 SACRAMENTO CA 95833

**Reference Information**

NAIC #:	25674
California Company ID #:	2495-0
Date Authorized in California:	04/16/1982
License Status:	UNLIMITED-NORMAL
Company Type:	Property & Casualty
State of Domicile:	CONNECTICUT

[back to top](#)

**NAIC Group List**

NAIC Group #: 3548 Travelers Grp

**Lines Of Business**

The company is authorized to transact business within these lines of insurance. For an explanation of any of these terms, please refer to the glossary.

- AIRCRAFT
- AUTOMOBILE
- BOILER AND MACHINERY
- BURGLARY
- COMMON CARRIER LIABILITY
- FIRE
- LIABILITY
- MARINE
- MISCELLANEOUS
- PLATE GLASS

SPRINKLER  
SURETY  
TEAM AND VEHICLE  
WORKERS' COMPENSATION

**back to top**

© 2008 California Department of Insurance

# A.M. Best Rating Services

A.M. Best Company | A.M. Best Rating Services | A.M. Best Information Services

Welcome Back Erica Anderson | My Member Center | Log Out  
 About | Careers | Events | Support | Contact

**Rating Services Home**

- Ratings
  - » Recent Rating Activity
  - » Search for a Rating
- Regional Centers
- Rating Process & Definitions
  - » Understanding Best's Ratings
  - » Guide to Best's Ratings
  - » Financial Strength Rating Guide
  - » Issuer Credit Rating Guide
  - » Issue Rating Guide
  - » National Scale Rating Guide
  - » Country Risk Information
  - » Market Segment Outlook

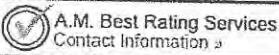
**Rating Methodology**

- Industry Research
- Industry & Market Centers
- Contact an Analyst
- Conferences & Events
- Awards & Recognitions
- Data Submission Center
- Regulatory Information

*Find a Best's Credit Rating*

Enter a Company Name

» [Advanced Search](#)



Rating Search:   » [Advanced Search](#)

[Print this page](#)

## Travelers Property Casualty Company of America

A.M. Best #: 004461 NAIC #: 25674 FEIN #: 362719165

**Domiciliary Address**  
 One Tower Square  
 Hartford, CT 06183  
[United States](#)

**Web:** [www.travelers.com](http://www.travelers.com)  
**Phone:** 860-277-0111  
**Fax:** 860-277-7002



Assigned to insurance companies that have, in our opinion, a superior ability to meet their ongoing insurance obligations.

Based on A.M. Best's analysis, 058470 - [Travelers Companies, Inc.](#) is the AMB Ultimate Parent and identifies the topmost entity of the corporate structure. View a list of [operating insurance entities](#) in this structure.

**Best's Credit Ratings**

Financial Strength Rating <a href="#">View Definition</a>	
Rating:	A++ (Superior)
Affiliation Code:	g (Group)
Financial Size Category:	XV (\$2 Billion or greater)
Outlook:	Stable
Action:	Affirmed
Effective Date:	May 28, 2015
Initial Rating Date:	June 30, 1972

Best's Credit Rating Analyst	
Rating Issued by:	A.M. Best Rating Services, Inc.
Senior Financial Analyst:	Michael W. Russo
Assistant Vice President:	Jennifer Marshall, CPCU, ARM

Long-Term Issuer Credit Rating <a href="#">View Definition</a>	
Long-Term:	aa+
Outlook:	Stable
Action:	Affirmed
Effective Date:	May 28, 2015
Initial Rating Date:	April 18, 2005

Disclosure Information	
	<a href="#">View A.M. Best's Rating Disclosure Statement</a>
	<a href="#">A.M. Best Affirms Ratings of The Travelers Companies, Inc. and Its Subsidiaries</a> May 28, 2015

u Denotes [Under Review Best's Rating](#)

**Rating History**

A.M. Best has provided ratings & analysis on this company since 1972.

Financial Strength		Long-Term Issuer Credit	
Effective Date	Rating	Effective Date	Rating
5/28/2015	A++	5/28/2015	aa+
5/23/2014	A++	5/23/2014	aa+
5/30/2013	A+	5/30/2013	aa
5/10/2012	A+	5/10/2012	aa
5/26/2011	A+	5/26/2011	aa
6/8/2010	A+	6/8/2010	aa

**AMB Credit Reports**

- AMB Credit Report** - includes Best's Financial Strength Rating and rationale along with comprehensive analytical commentary, detailed business overview and key financial data.  
Report Revision Date: 3/18/2016 (represents the latest significant change).
- Historical Reports are available in [AMB Credit Report Archive](#).

View additional [news, reports and products](#) for this company.

**Press Releases**

Date	Title
------	-------

May 28, 2015	<a href="#">A.M. Best Affirms Ratings of The Travelers Companies, Inc. and Its Subsidiaries</a>
May 23, 2014	<a href="#">A.M. Best Upgrades Ratings of The Travelers Companies, Inc. and Most of Its Subsidiaries</a>
May 30, 2013	<a href="#">A.M. Best Revises Outlook to Positive for The Travelers Companies, Inc. and Most of Its Subsidiaries</a>
May 10, 2012	<a href="#">A.M. Best Affirms Ratings of The Travelers Companies, Inc. and Its Subsidiaries</a>
May 26, 2011	<a href="#">A.M. Best Affirms Ratings of The Travelers Companies, Inc. and Its Subsidiaries</a>
Jun 08, 2010	<a href="#">A.M. Best Upgrades Issuer Credit Ratings of Travelers Group</a>
Jun 03, 2008	<a href="#">A.M. Best Affirms Ratings of Travelers Insurance Companies and Several of Its Subsidiaries</a>
Jun 18, 2007	<a href="#">A.M. Best Affirms Ratings of Travelers Insurance Companies and Several of Its Subsidiaries</a>
May 30, 2006	<a href="#">A.M. Best Affirms Ratings of St. Paul Travelers Insurance Cos. and Several Subsidiaries; Downgrades Rating of First Floridian</a>
Jul 13, 2005	<a href="#">A.M. Best Assigns Ratings to Newly Formed Pool -- St. Paul Travelers Insurance Companies</a>

**European Union Disclosures**

A.M. Best - Europe Rating Services Limited (AMBERS), a subsidiary of A.M. Best Rating Services, Inc., is an External Credit Assessment Institution (ECAI) in the European Union (EU). Therefore, credit ratings issued and endorsed by AMBERS may be used for regulatory purposes in the EU as per Directive 2006/48/EC.

**Australian Disclosures**

A.M. Best Asia-Pacific Limited (AMBAP), Australian Registered Body Number (ARBN No.150375287), is a limited liability company incorporated and domiciled in Hong Kong. AMBAP is a wholesale Australian Financial Services (AFS) Licence holder (AFS No. 411055) under the Corporations Act 2001. Credit ratings emanating from AMBAP are not intended for and must not be distributed to any person in Australia other than a wholesale client as defined in Chapter 7 of the Corporations Act. AMBAP does not authorize its Credit Ratings to be disseminated by a third-party in a manner that could reasonably be regarded as being intended to influence a retail client in making a decision in relation to a particular product or class of financial product. AMBAP Credit Ratings are intended for wholesale clients only, as defined.

Credit Ratings determined and disseminated by AMBAP are the opinion of AMBAP only and not any specific credit analyst. AMBAP Credit Ratings are statements of opinion and not statements of fact. They are not recommendations to buy, hold or sell any securities or any other form of financial product, including insurance policies and are not a recommendation to be used to make investment/purchasing decisions.

**Important Notice:** A.M. Best's Credit Ratings are independent and objective opinions, not statements of fact. A.M. Best is not an Investment Advisor, does not offer investment advice of any kind, nor does the company or its Ratings Analysts offer any form of structuring or financial advice. A.M. Best's credit opinions are not recommendations to buy, sell or hold securities, or to make any other investment decisions. For additional information regarding the use and limitations of credit rating opinions, as well as the rating process, information requirements and other rating related terms and definitions, please view [Understanding Best's Credit Ratings](#).



- Company Profile
- Company Search
- Company Search Results
- Company Information
- Old Company Names
- Agent for Service
- Reference Information
- NAIC Group List
- Lines of Business
- Workers' Compensation
- Complaint and Request for Action/Appeals
- Contact Information
- Financial Statements PDF's
- Annual Statements
- Quarterly Statements
- Company Complaint
- Company Performance & Comparison Data
- Company Enforcement Action
- Composite Complaints Studies
- Additional Info
- Find A Company Representative In Your Area
- View Financial Disclaimer

**COMPANY PROFILE**

**Company Information**

**ARCH INSURANCE COMPANY**  
**300 PLAZA THREE, 3RD FLOOR**  
**JERSEY CITY, NJ 07311**  
**800-475-4094**

**Old Company Names**

**Effective Date**

FIRST AMERICAN INSURANCE COMPANY	01/05/1987
FIRST AMERICAN INSURANCE COMPANY DBA AMERICAN FIRST INSURANCE COMPANY	11/06/2002

**Agent For Service**

Vivian Imperial  
 818 WEST SEVENTH STREET  
 SUITE 930  
 LOS ANGELES CA 90017

**Reference Information**

NAIC #:	11150
California Company ID #:	3005-6
Date Authorized in California:	07/19/1985
License Status:	UNLIMITED-NORMAL
Company Type:	Property & Casualty
State of Domicile:	MISSOURI

**back to top**

**NAIC Group List**

NAIC Group #: 1279 Arch Ins Grp

**Lines Of Business**

The company is authorized to transact business within these lines of insurance. For an explanation of any of these terms, please refer to the glossary.

- AIRCRAFT
- AUTOMOBILE
- BOILER AND MACHINERY
- BURGLARY
- COMMON CARRIER LIABILITY
- DISABILITY
- FIRE
- LIABILITY
- MARINE



SURETY  
TEAM AND VEHICLE  
WORKERS' COMPENSATION

[back to top](#)

© 2008 California Department of Insurance

# A.M. Best Rating Services

A.M. Best Company | A.M. Best Rating Services | A.M. Best Information Services

Welcome Back Erica Anderson | My Member Center | Log Out  
 About | Careers | Events | Support | Contact

Rating Services Home

Ratings ▾

- » Recent Rating Activity
- » Search for a Rating

Regional Centers ▾

Rating Process & Definitions ▾

- » Understanding Best's Ratings
- » Guide to Best's Ratings
- » Financial Strength Rating Guide
- » Issuer Credit Rating Guide
- » Issue Rating Guide
- » National Scale Rating Guide
- » Country Risk Information
- » Market Segment Outlook

Rating Methodology

Industry Research

Industry & Market Centers ▾

Contact an Analyst

Conferences & Events ▾

Awards & Recognitions

Data Submission Center ▾

Regulatory Information ▾

Find a Best's Credit Rating

Enter a Company Name

» [Advanced Search](#)



A.M. Best Rating Services  
 Contact Information »

Rating Search:   » [Advanced Search](#)

[Print this page](#)

## Arch Insurance Company

A.M. Best #: 003186 NAIC #: 11150 FEIN #: 430990710

**Administrative Office**  
 300 Plaza Three, 3rd Floor  
 Jersey City, NJ 07311-1107  
 United States

[View Additional Address Information](#)

Web: [www.archinsurance.com](http://www.archinsurance.com)  
 Phone: 201-743-4000  
 Fax: 201-743-4005



Assigned to insurance companies that have, in our opinion, a superior ability to meet their ongoing insurance obligations.

Based on A.M. Best's analysis, [058459 - Arch Capital Group Ltd.](#), is the AMB Ultimate Parent and identifies the topmost entity of the corporate structure. View a list of [operating insurance entities](#) in this structure.

### Best's Credit Ratings

Financial Strength Rating <a href="#">View Definition</a>	
Rating:	A+ (Superior)
Affiliation Code:	g (Group)
Financial Size Category:	XV (\$2 Billion or greater)
Outlook:	Stable
Action:	Affirmed
Effective Date:	August 21, 2015
Initial Rating Date:	June 30, 1977

### Best's Credit Rating Analyst

Rating Issued by: A.M. Best Rating Services, Inc.  
 Assistant Vice President: Steven M. Chirico, CPA  
 Vice President: Robert B. DeRose

### Disclosure Information

[View A.M. Best's Rating Disclosure Form](#)

[A.M. Best Affirms Ratings of Arch Capital Group Ltd. and its Subsidiaries](#)  
 August 21, 2015

Long-Term Issuer Credit Rating <a href="#">View Definition</a>	
Long-Term:	aa-
Outlook:	Stable
Action:	Affirmed
Effective Date:	August 21, 2015
Initial Rating Date:	October 26, 2004

u Denotes Under Review Best's Rating

### Rating History

A.M. Best has provided ratings & analysis on this company since 1977.

Financial Strength		Long-Term Issuer Credit	
Effective Date	Rating	Effective Date	Rating
8/21/2015	A+	8/21/2015	aa-
3/20/2014	A+	3/20/2014	aa-
1/24/2013	A+	1/24/2013	aa-
1/23/2012	A+	1/23/2012	aa-
2/1/2011	A	2/1/2011	a+

### AMB Credit Reports

**AMB Credit Report** - includes Best's Financial Strength Rating and rationale along with comprehensive analytical commentary, detailed business overview and key financial data.  
 Report Revision Date: 9/11/2015 (represents the latest significant change).

Historical Reports are available in [AMB Credit Report Archive](#).

View additional [news, reports and products](#) for this company.

### Press Releases

Date ▾	Title
--------	-------

Aug 21, 2015	<a href="#">A.M. Best Affirms Ratings of Arch Capital Group Ltd. and its Subsidiaries</a>
Jan 24, 2013	<a href="#">A.M. Best Affirms Ratings of Arch Reinsurance Ltd. and Its Operating Affiliates</a>
Jan 23, 2012	<a href="#">A.M. Best Upgrades Ratings of Arch Re Ltd. and Its Operating Affiliates</a>
Feb 01, 2011	<a href="#">A.M. Best Revises Outlook to Positive for Arch Capital Group Ltd and Its Subsidiaries</a>
Dec 15, 2009	<a href="#">A.M. Best Affirms Ratings of Arch Reinsurance Ltd. and Its Affiliates</a>
Oct 08, 2008	<a href="#">A.M. Best Upgrades Issuer Credit Ratings of Arch Reinsurance Ltd. and Affiliates</a>
Aug 02, 2007	<a href="#">A.M. Best Affirms Ratings of Arch Reinsurance Ltd.</a>
Aug 02, 2007	<a href="#">A.M. Best Affirms Ratings of Arch Insurance Company (Europe) Limited</a>
Dec 12, 2006	<a href="#">A.M. Best Upgrades Ratings of Arch Reinsurance Ltd.</a>
May 01, 2006	<a href="#">A.M. Best Affirms Ratings of Arch Reinsurance Ltd.</a>

Page size: 10 13 items in 2 pages

**European Union Disclosures**

A.M. Best - Europe Rating Services Limited (AMBERS), a subsidiary of A.M. Best Rating Services, Inc., is an External Credit Assessment Institution (ECAI) in the European Union (EU). Therefore, credit ratings issued and endorsed by AMBERS may be used for regulatory purposes in the EU as per Directive 2006/48/EC.

**Australian Disclosures**

A.M. Best Asia-Pacific Limited (AMBAP), Australian Registered Body Number (ARBN No.150375287), is a limited liability company incorporated and domiciled in Hong Kong. AMBAP is a wholesale Australian Financial Services (AFS) Licence holder (AFS No. 411055) under the Corporations Act 2001. Credit ratings emanating from AMBAP are not intended for and must not be distributed to any person in Australia other than a wholesale client as defined in Chapter 7 of the Corporations Act. AMBAP does not authorize its Credit Ratings to be disseminated by a third-party in a manner that could reasonably be regarded as being intended to influence a retail client in making a decision in relation to a particular product or class of financial product. AMBAP Credit Ratings are intended for wholesale clients only, as defined.

Credit Ratings determined and disseminated by AMBAP are the opinion of AMBAP only and not any specific credit analyst. AMBAP Credit Ratings are statements of opinion and not statements of fact. They are not recommendations to buy, hold or sell any securities or any other form of financial product, including insurance policies and are not a recommendation to be used to make investment/purchasing decisions.

**Important Notice:** A.M. Best's Credit Ratings are independent and objective opinions, not statements of fact. A.M. Best is not an Investment Advisor, does not offer investment advice of any kind, nor does the company or its Ratings Analysts offer any form of structuring or financial advice. A.M. Best's credit opinions are not recommendations to buy, sell or hold securities, or to make any other investment decisions. For additional information regarding the use and limitations of credit rating opinions, as well as the rating process, information requirements and other rating related terms and definitions, please view [Understanding Best's Credit Ratings](#).

[About A.M. Best](#) | [Site Map](#) | [Customer Service](#) | [Member Center](#) | [Contact Info](#) | [Careers](#) | [Terms of Use](#) | [Privacy Policy](#)  
[Security](#) | [Legal & Licensing](#)

[Regulatory Affairs](#) - [Form NRSRO](#) - [Code of Conduct](#) - [Rating Methodology](#) - [Historical Performance Data](#)

Copyright © 2016 A.M. Best Company, Inc. and/or its affiliates ALL RIGHTS RESERVED.

October 3, 2011 280 9

Gravenstein Elementary School  
3840 Twig Ave.  
Sebastopol, CA 95472

Dear Valued Participant,

Thank you for your willingness to possibly use your facility in the case of a disaster. Some time ago you completed a shelter survey giving us a lot of information about your facility. We now want to go to the next step of having a signed agreement.

As you know, the American Red Cross is where people mobilize to help their neighbors in emergencies—across the street, across the country, and across the world. Because of our desire to provide the best possible care, we invite you to partner with the Red Cross by offering your building for use should an emergency shelter be needed in your area.

Included with this letter is a copy of our Shelter Agreement / Terms and Conditions for your perusal and, if you want to move forward in partnership, please fill out the yellow-highlighted portions of the Shelter Agreement / Terms and Conditions and return to our office at the address below.

As you see, the agreement simply says you may allow us to use your facility; it is not a guarantee. It spells out what each of us will do in the case of a disaster if your facility is used by the Red Cross.

Many of you reading this signed an agreement with us years ago, and we want to update our agreement and remind you it is in place.

If you have any questions, please call me at 577-7605. If you can no longer partner with the Red Cross in supporting your community during a disaster, please let me know as well.

Thank you for taking the time to read this and for your consideration of this very important matter.

Sincerely,

Sherrie Prior  
Disaster Services  
(707) 577-7605

SES.



**American Red Cross  
Sonoma County Chapter**

465 Tesconi Circle  
Santa Rosa, California 95401-4619  
(707) 577-7600, FAX: (707) 577-7621

*not signed*

**STATEMENT OF AGREEMENT  
CONCERNING SHELTER SERVICES  
PROVIDED BY THE AMERICAN RED CROSS**

This Agreement is made and entered into between the **Gravenstein Union School District** and the **Sonoma County Chapter of the American Red Cross**.

**Recitals**

Pursuant to the terms of federal statutes, the Red Cross provides emergency services on behalf of individuals and families who are victims of disaster. The **Gravenstein Elementary School** is authorized to permit the Red Cross to use its building, grounds and equipment for a mass care shelter required in the conduct of Red Cross Disaster Services activities, and it wishes to cooperate with the Red Cross for such purposes.

The parties hereto mutually desire to reach an understanding that will result in making the **Gravenstein School** available to the Red Cross for the aforesaid use. Now therefore, it is mutually agreed between the parties as follows:

1. The **Gravenstein Union School District** agrees, that after meeting its responsibilities to students and staff, it will permit to the extent of its ability and upon request by the Red Cross, the use of the physical facilities by the Red Cross as an emergency shelter for the victims of major disasters.

2. The **American Red Cross** agrees that it shall exercise reasonable care in the conduct of its activities in such facilities and further agrees to replace or reimburse the **Gravenstein Union School District** for any foods or supplies that may be used by the Red Cross in the conduct of its relief activities in said emergency shelter.


3. Notwithstanding any other agreements, the **Sonoma County Chapter of The American National Red Cross** agrees to defend, hold harmless and indemnify the **Gravenstein Union School District**, its officers, agents and employees against any legal liability in

*Handwritten watermark: "Haiti Cañit Wari"*

respect to bodily injury, death, and property damage, arising from the negligence of the said chapter during its use of the property belonging to the said Gravenstein Union School District.

In witness thereof, said agreement to become effective and operative upon the fixing of the last signature hereto.

Signatures to the agreement:

  
Disaster Services Director  
Sonoma County Chapter  
American Red Cross

\_\_\_\_\_  
Superintendent  
Gravenstein Union  
School District

11/20/97  
Date

\_\_\_\_\_  
Date

**American Red Cross  
Shelter Agreement**

The American National Red Cross ("Red Cross"), a not-for-profit corporation chartered by the United States Congress, provides services to individuals, families and communities when disaster strikes. The disaster relief activities of the Red Cross are made possible by the American public, as the organization is supported by private donations and facility owners who permit their buildings to be used as a temporary refuge for disaster victims. This agreement is between the Red Cross and a facility owner ("Owner") so the Red Cross can use the facility as an emergency shelter during a disaster.

DR#: \_\_\_\_\_ Facility: \_\_\_\_\_

**Parties and Facility**

Owner:

Legal name: \_\_\_\_\_  
Chapter: \_\_\_\_\_  
24-Hour Point of Contact: \_\_\_\_\_  
Name and title: \_\_\_\_\_  
Work phone: \_\_\_\_\_ Cell phone/pager: \_\_\_\_\_  
Address for Legal Notices: \_\_\_\_\_  
\_\_\_\_\_  
\_\_\_\_\_  
\_\_\_\_\_

Red Cross:

Legal name: The American National Red Cross  
Chapter: California Northwest Chapter  
24-Hour Point of Contact: \_\_\_\_\_  
Name and title: Crystal Silva, Disaster Program Manager  
Work phone: 707-577-7633 Cell phone/pager: 415-517-9840  
Address for Legal Notices: \_\_\_\_\_  
5297 Aero Drive  
Santa Rosa, CA 95403  
24/7 phone number 1-866-272-2237  
\_\_\_\_\_

*Copies of legal notices must also be sent to:*  
The American National Red Cross, Office of the General Counsel,  
2025 E Street, NW, Washington DC 20006  
and  
The American National Red Cross, Disaster Operations,  
2025 E Street NW, Washington, DC 20006.

Shelter Facility:

(Insert name and complete street address of building or, if multiple buildings, write "See attached Facility List" and attach Facility List including complete street address of each building that is part of this Agreement).

\_\_\_\_\_  
\_\_\_\_\_  
\_\_\_\_\_

### Terms and Conditions

1. Use of Facility: Upon request and if feasible, the Owner will permit the Red Cross to use the Facility on a temporary basis as an emergency public shelter, an operations center, a client services center, a volunteer intake center, storage of emergency supplies, or parking of vehicles.
2. Shelter Management: The Red Cross will have primary responsibility for the operation of the shelter and will designate a Red Cross official, the Shelter Manager, to manage the sheltering activities. The Owner will designate a Facility Coordinator to coordinate with the Shelter Manager regarding the use of the Facility by the Red Cross.
3. Condition of Facility: The Facility Coordinator and Shelter Manager (or designee) will jointly conduct a pre-occupancy survey of the Facility before it is turned over to the Red Cross, to record any existing damage or conditions. The Facility Coordinator will identify and secure all equipment that the Red Cross should not use while sheltering in the Facility. The Red Cross will exercise reasonable care while using the Facility as a shelter and will make no modifications to the Facility without the express written approval of the Owner.
4. Food Services: Upon request by the Red Cross, and if such resources exist and are available, the Owner will make the food service resources of the Facility, including food, supplies, equipment and food service workers, available to feed the shelter occupants. The Facility Coordinator will designate a Food Service Manager to coordinate the provision of meals at the direction of and in cooperation with the Shelter Manager. The Food Service Manager will establish a feeding schedule, determine food service inventory and needs, and supervise meal planning and preparation. The Food Service Manager and Shelter Manager will jointly conduct a pre-occupancy inventory of the food and food service supplies in the Facility before it is turned over to the Red Cross.
5. Custodial Services: Upon request by the Red Cross and if such resources exist and are available, the Owner will make its custodial resources, including supplies and custodial workers, available to provide cleaning and sanitation services at the shelter. The Facility Coordinator will designate a Facility Custodian to coordinate the provision of cleaning and sanitation services at the direction of and in cooperation with the Shelter Manager.
6. Security: In coordination with the Facility Coordinator; the Shelter Manager, as he or she deems necessary and appropriate, will coordinate with law enforcement regarding any public safety issues at the Shelter.
7. Signage and Publicity: The Red Cross may post signs identifying the shelter as a Red Cross shelter in locations approved by the Facility Coordinator and will remove such signs when the shelter is closed. The Owner will not issue press releases or other publicity concerning the shelter without the express written consent of the Shelter Manager. The Owner will refer all media questions about the shelter to the Shelter Manager.
8. Closing the Shelter: The Red Cross will notify the Owner or Facility Coordinator of the closing date for the shelter. Before the Red Cross vacates the Facility, the Shelter Manager and Facility Coordinator will jointly conduct a post-occupancy survey, using the second page of the Shelter/Facility Opening/Closing Form to record any damage or conditions. The Shelter Manager and Facility Coordinator or Food Service Manager will conduct a post-occupancy inventory of the food and supplies used during the shelter operation.
9. Reimbursement: The Red Cross will reimburse the Owner for the following:
  - a. *Damage to the Facility or other property of Owner, reasonable wear and tear excepted, resulting from the operations of the Red Cross. Reimbursement for facility damage will be based on replacement at actual cash value. The Red Cross will select from among*



bids from at least three reputable contractors. The Red Cross is not responsible for storm damage or other damage caused by the disaster.

- b. Reasonable costs associated with custodial and food service personnel which would not have been incurred but for the Red Cross's use of the Facility for sheltering. The Red Cross will reimburse at per-hour, straight-time rate for wages actually incurred but will not reimburse for (i) overtime or (ii) costs of salaried staff.
- c. Reasonable, actual, out-of-pocket operational costs, including the costs of the utilities indicated below, to the extent that such costs would not have been incurred but for the Red Cross's use of the Premises (both parties must initial all utilities to be reimbursed by the Red Cross):

	Owner initials	Red Cross initials
Water	_____	_____
Gas	_____	_____
Electricity	_____	_____
Waste Disposal	_____	_____

The Owner will submit any request for reimbursement to the Red Cross within 60 days after the shelter closes. Any request for reimbursement for food, supplies or operational costs must be accompanied by supporting invoices. Any request for reimbursement for personnel costs must be accompanied by a list of the personnel with the dates and hours worked at the shelter.

10. Insurance: The Red Cross shall carry insurance coverage in the amounts of at least \$1,000,000 per occurrence for Commercial General Liability and Automobile Liability. The Red Cross shall also carry Workers' Compensation coverage with statutory limits for the jurisdiction within which the facility is located and \$1,000,000 in Employers' Liability.

11. Indemnification: The Red Cross shall defend, hold harmless, and indemnify Owner against any legal liability, including reasonable attorney fees, in respect to bodily injury, death and property damage arising from the negligence of the Red Cross during the use of the Premises.

12. Term: The term of this agreement begins on the date of the last signature below and ends 30 days after written notice by either party.

Owner (legal name) THE AMERICAN NATIONAL RED CROSS  
California Northwest Chapter

By (signature) By

Name (printed) Name: Crystal Silva

Title Title: Disaster Program Manager

Date Date:

## **Memorandum of Understanding between the Gravenstein Union School District and the Gravenstein Schools Magnet Program Foundation**

Fiscal Year Ending June 30, 2017

- 1) **PARTIES:** The parties to this Memorandum of Understanding (hereafter "MOU" or "Agreement") are the Gravenstein Union School District (District) and the Gravenstein Schools Magnet Program Foundation (MPF). The District and the MPF warrant that the individuals executing this Agreement have the authority to bind the parties.
- 2) **TERMINATION AND RENEWAL OF AGREEMENT:** This Agreement covers the 2016-17 school year. The parties anticipate yearly rolling renewal of this Agreement, but either party may refuse to renew the Agreement without cause. The renewal of this Agreement must be completed by March 1st in the year in which the Agreement expires.
- 3) **UNDERSTANDINGS:**
  - A) The MPF is a non-profit corporation established to support the Gravenstein Union School District creative arts magnet program.
  - B) The MPF agrees that it will fulfill all requirements of a school-connected organization in accordance with District Board Policy/Administrative Regulation 1230.
  - C) The MPF agrees that all funds raised by the MPF are and will be used for the benefit of students enrolled in the District's creative arts magnet program in accordance with Education Code 51521.
  - D) The MPF will maintain Directors' and Officers' liability insurance in the amount of at least \$1,000,000. The MPF will provide the District with certificates of insurance for all insurance policies.
  - E) The MPF may supply, with the approval of the District Superintendent, contractors exclusively paid by the MPF and volunteers to supplement the program. All MPF contractors and volunteers are subject to District policies and regulations but are not considered District employees or contractors. The District will fingerprint all MPF contractors prior to contact with students.
  - F) Under District supervision, the MPF may supply additional instructional materials at the MPF expense. Materials purchased by MPF for use by the Magnet Program students or classrooms constitute donations to the District specifically for the benefit of the Magnet Program.
  - G) The District Superintendent will supervise the Magnet Program curriculum and materials, which will follow the California State Board of Education approved Standards.

- H) Magnet Program students are enrolled in the District and are subject to District policies and regulations.
  - I) The District will employ and supervise the Magnet Program Director and all certificated program teachers, who will receive District benefits and be subject to District policies and regulations.
  - J) The District will provide Magnet Program students and classrooms with equivalent instructional materials and equipment as other District students and classrooms in similar grade levels.
  - K) The Magnet program class size in grades K-3 is the same as regular program. The District's goal for the Magnet program in grades 4-8 is a class size of 24 to 26 students.
- 4) SCHEDULE OF REIMBURSEMENTS TO THE DISTRICT: The MPF agrees to contribute the following reimbursements to the District:

- A) Reimbursement of Magnet Program teacher stipends: The District will pay a stipend not to exceed \$1,500 per teacher, per class room, for the 2016-17 school year to each core Magnet Program teacher to compensate for the extra time and duties spent during the longer school day for Magnet Program students. The MPF agrees to reimburse the District for these stipends in three equal installments at the end of each trimester.
- B) Reimbursement of 7/8 grade science and math teachers: 7th and 8th grade Magnet Program students receive regular science and math instruction from District teachers who are not core Magnet Program teachers. During these classes, the 7th and 8th grade core Magnet Program teachers spend this time to benefit the Magnet program and do not instruct students in the District's regular program, resulting in additional District teaching expense.

The MPF agrees to reimburse the District for the cost to provide full-time core Magnet teachers as well as additional math and science instruction in grades 7/8. For the 2016-17 school year the reimbursement will not exceed \$26,000.00. The MPF agrees to pay this reimbursement in three equal installments at the end of each trimester.

- C) Reimbursement for Spanish instruction: The parties recognize that the State of California does not cover the cost of Spanish instruction at the K-8 level and, in the District, such instruction is paid for by reimbursements from the District's parent foundations. The MPF agrees to reimburse the District for the cost of Spanish enrichment provided to the Magnet Program students. The cost reimbursement for the 2016-17 school year will not exceed \$25,000.00. The MPF agrees to reimburse the District in three equal installments at the end of each trimester.
- D) Reimbursement of District-employed enrichment instructors: District employees who provide enrichment instruction to Magnet Program students

during the Magnet Program school day will be paid by the District. The MPF agrees to reimburse the District for the actual cost to the District of such instruction, which we estimate to be \$5,000 for the 2016-17 school year.

- E) Fingerprinting Reimbursement: The MPF will reimburse the District for actual fingerprinting costs of MPF contractors and parent volunteers.
  - F) Fieldtrip Reimbursement: A variety of unique fieldtrips are an integral part of the Magnet program. Fieldtrips that take place or begin during the instructional day are considered District fieldtrips and must be approved by the District Superintendent. The MPF agrees to reimburse the District for the cost of Magnet program fieldtrips under the following circumstances:
    - i. The PROGRAM Director must obtain MPF Board approval in advance to fund PROGRAM fieldtrips and related costs that are expected to exceed \$2,000. Additionally, the Director will obtain MPF Board approval for cost overages.
    - ii. Any additional field trips that are not specifically approved by the MPF Board must be within the grade-level field trip budget to assure MPF reimbursement to the District.
    - iii. The District shall supply all invoices documenting the costs for which it is requesting reimbursement.
    - iv. The District will pay the cost of all trips and be reimbursed 100% by MPF.
- 5) DISTRICT REPORTING TO MPF: The District agrees to provide the following to the MPF:
- A) Monthly Program classroom enrollment information which will include a listing of all students currently enrolled in the Program at the end of the monthly reporting period.
  - B) Monthly invoices detailing amounts payable to the District for Program expenditures. The monthly invoices will be supported with appropriate third party backup documentation such as a vendor invoices.
- 6) ENTIRE AGREEMENT: This Agreement contains the entire agreement of the parties as to the Understandings and Reimbursements covered herein, and any prior written or oral agreements are merged herein. It shall be construed as jointly drafted, not for or against any party. Both parties acknowledge that they have had the opportunity to be advised by legal counsel of their choosing.
- 7) AMENDMENT: This Agreement may be modified or amended only by a written agreement signed by the authorized representatives of the parties.
- 8) WAIVER: No waiver of any term or provision of this Agreement will be valid unless such waiver is in writing, signed by the party against whom enforcement of the waiver is sought. The waiver of any term or provision of this Agreement shall not apply to any subsequent breach of this Agreement.
- 9) COUNTERPARTS: This Agreement may be executed in several counterparts, each of

which shall be deemed an original, but together they shall constitute one and the same instrument.

- 10) SEVERABILITY: The provisions of this Agreement shall be deemed severable, and, if any part of any provision is held illegal, void or invalid under applicable law, such provision may be changed to the extent reasonably necessary to make the provision, as so changed, legal, valid and binding. If any provision of this Agreement is held illegal, void or invalid in its entirety, the remaining provisions of this Agreement shall not in any way be affected or impaired but shall remain binding in accordance with their terms.
- 11) MEET AND CONFER: Communication is crucial to the ongoing viability of the Magnet Program. In the event of any dispute arising under this Agreement, the parties shall meet and confer in good faith to attempt to resolve any issues. The parties may, but are not required, to participate in neutral mediation to facilitate the discussion and resolution process.

Dated: \_\_\_\_\_

\_\_\_\_\_  
Jim Horn, President  
GUSD Board of  
Trustees

\_\_\_\_\_  
Jim Barrios, President  
MPF Board of Directors

Board Approved: \_\_\_\_\_

Board Approved: \_\_\_\_\_

March 2, 2016

Linda LaMarre, Superintendent  
Gravenstein Union School District  
3840 Twig Avenue  
Sebastopol, CA95472

Re: Foster Youth Services Coordination Program Grant Memorandum of Understanding

Dear Foster Youth Liaison,

For the 2015-16 school year, Sonoma County Office of Education received an increase to the amount of funding that was provided for supporting the educational needs of foster youth in Sonoma County.

Funds are allocated under Assembly Bill 854 (attached), and must be spent on activities that support/strengthen educational continuity for youth in the foster care system, enhance the collection of data regarding the educational outcomes for foster youth, or increase educators' knowledge and skills around topics such as trauma-informed practice.


The attached Memorandum of Understanding outlines the requirements for your school district to receive a portion of the funding in proportion to the number of foster youth currently enrolled.

Once the signed MOU and proposed budget are received by our office your district will be issued a purchase order in the amount of the grant allocation. Important deadlines:

- April 1, 2016 MOU and budget must be submitted
- June 30, 2016 All funds must be expended
- July 15, 2016 Request reimbursement by submitting an invoice to Anna Fenderson

Any accounting related inquiries should be directed to: Anna Fenderson, Accounting Coord  
Alternative Education  
5340 Skylane Blvd.  
Santa Rosa, CA 95403  
[afenderson@scoe.org](mailto:afenderson@scoe.org)  
(707) 524-2714

Please feel free to contact me if you have program or student related questions.

Best Regards, 

Debra Sanders, Ed.D.  
Foster Youth Services Coordinator  
[dsanders@scoe.org](mailto:dsanders@scoe.org)  
(707) 524-2661

## **Foster Youth Services Coordination Program Grant**

### **Sonoma County Office of Education Alternative Education Student Support Services Foster Youth Services Coordination Program September 29, 2015 – June 30, 2016**

#### **Memorandum of Understanding Drafted 2/29/2016**

This Memorandum of Understanding stands as evidence that the Sonoma County Office of Education and Gravenstein Union School District intend to work together, in accordance with AB854, to support the educational needs of youth involved with the foster care system. To this end, each agency agrees to participate as follows:

1. The Sonoma County Office of Education will coordinate the following services with Gravenstein Union School District by:
  - Providing programmatic and administrative oversight in the coordination and delivery of foster youth education support services;
  - Scheduling and coordinating county-wide in-service training;
  - Providing individualized information and training for school personnel on an as-needed basis;
  - Obtaining at each grading period, from Gravenstein Union School District, individual student performance data including: grades, attendance, behavior, and IEP information;
  - Consolidating and analyzing student performance data, and assessing countywide success in achieving program goals;
  - Complying with all state requirements for grant evaluation reporting;
  
2. Specifically, Gravenstein Union School District will receive \$929 to:
  - Review and, if needed, revise relevant Board Policies and Administrative Regulations to insure compliance with foster youth education legislation, including AB490 and AB167/216;
  - Coordinate school and community services for students/families and support student access to school services;
  - Provide enriched academic support to foster youth enrolled within the district;

- Maintain data regarding student participation and progress, and provide this data to SCOE FYSCP each grading period;
- Per AB490, insure the timely transfer and maintenance of student records including: immunizations, academic records, birth certificates, guardianship and education rights holder information, and records of evaluations for special services or programs;
- Initiate and maintain contact with members of student's support networks, including social workers, and other agency support providers;
- Increase opportunities for staff to engage in professional development activities related to topics such as trauma-informed practice and youth empowerment;
- As is appropriate in relationship to the number of foster youth enrolled in the District, utilize the Foster Focus data system.

We, the undersigned, as authorized representatives of Sonoma County Office of Education and Gravenstein Union School District, do hereby approve this document.



3/4/16

Mickey Porter  
Deputy Superintendent  
Sonoma County Office of Education

Date



3-10-16

Linda LaMarre, Superintendent  
Gravenstein Union School District

Date





# GRAVENSTEIN UNION SCHOOL DISTRICT

---

**Linda J. LaMarre, Superintendent**  
3840 Twig Avenue  
Sebastopol, CA 95472  
707-823-7008 (v)  
707-823-2108 (f)  
Email: [llamarre@grav.k12.ca.us](mailto:llamarre@grav.k12.ca.us)

**Board of Trustees**  
Jim Horn, Board President  
Desiree Beck, Board Clerk  
Arif Virji, Board Member  
Jeff Weaver, Board Member  
Sandra Wickland, Board Member

---

## **Milk Price Increase April 7, 2016**

During a recent review of the Food Service program, it has come to our attention that we must raise the price of milk. The National School Lunch Program has a calculation to ensure that any items that are not a student school lunch maintain at least the same ratio of income to food expense as the lunch program. The cost of milk runs between 24 cents to 29 cents per carton. We are currently charging 30 cents per carton. We need to raise the price of milk immediately to be in compliance. The minimum price must be 42 cents. We are recommending 50 cents per carton.

The surrounding districts milk prices are as follows:

<b>School</b>	<b>Milk Price</b>
Twin Hills Charter Middle School	50 cents
Apple Blossom School	50 cents
Sebastopol Union School District	35 cents
Analy High School	50 cents

Gravenstein Union School District  
2016-17 SCHOOL YEAR CALENDAR

Board Approved:

Month Year	S	M	T	W	Th	F	S	<b>DRAFT</b>	Days of Instr	Certificated Employee Workdays
JUL 2016						1	2	July 4 Independence Day Holiday		
	3	4	5	6	7	8	9			
	10	11	12	13	14	15	16			
	17	18	19	20	21	22	23			
	24	25	26	27	28	29	30			
	31									
AUG		1	2	3	4	5	6			
	7	8	9	10	11	12	13	Aug. 22 Teacher work day		
	14	15	16	17	18	19	20	Aug. 23 Teacher work day		
	21	22	23	24	25	26	27	Aug. 24 First Day of School		
	28	29	30	31					6	8
SEPT					1	2	3	Sept. 5 Labor Day Holiday		
	4	5	6	7	8	9	10			
	11	12	13	14	15	16	17	Sept. 15 Early Release Day		
	18	19	20	21	22	23	24	Sept. 30		
	25	26	27	28	29	30			21	21
OCT							1	Oct. 5 30th Day of School - 1st Trimester Progress reports for grades 4-8 go home.		
	2	3	4	5	6	7	8			
	9	10	11	12	13	14	15	Oct. 6 Early Release Day		
	16	17	18	19	20	21	22			
	23	24	25	26	27	28	29	Oct. 20 Early Release Day		
	30	31							21	21
NOV			1	2	3	4	5	Nov. 3 Early Release Day		
	6	7	8	9	10	11	12	Nov. 10 <b>No School for students</b> - Parent Conference Day		
	13	14	15	16	17	18	19	Nov. 11 Veterans' Day Holiday- No School		
	20	21	22	23	24	25	26	Nov. 17 Early Release Day		
	27	28	29	30				Nov. 18 60th day of school - end of 1st trimester		
								Nov. 23, 24, 25 Thanksgiving Holiday	17	18
DEC					1	2	3			
	4	5	6	7	8	9	10			
	11	12	13	14	15	16	17			
	18	19	20	21	22	23	24	Dec. 21 - Jan. 3 Winter Break		
	25	26	27	28	29	30	31		14	14
JAN 2017								Jan. 4 School Resumes		
	1	2	3	4	5	6	7	Jan. 12 Early Release Day		
	8	9	10	11	12	13	14	Jan. 16 Martin Luther King Holiday - No School		
	15	16	17	18	19	20	21	Jan. 19 90th day of school - 2nd Trimester Progress reports for grades 4-8 go home		
	22	23	24	25	26	27	28	Jan. 26 Early Release Day		
	29	30	31						19	19
FEB				1	2	3	4	Feb. 2 100th day of school		
	5	6	7	8	9	10	11	Feb. 13 Lincoln's Day Observed - No School		
	12	13	14	15	16	17	18	Feb. 16 Early Release Day		
	19	20	21	22	23	24	25	Feb. 20 Presidents Day Observed - No School		
	26	27	28						18	18
MAR				1	2	3	4	Mar. 2 Early Release Day		
	5	6	7	8	9	10	11	Mar. 6 120th day of school - End of 2nd trimester		
	12	13	14	15	16	17	18	Mar. 17 2nd trimester report cards go home		
	19	20	21	22	23	24	25	Mar. 21 - Mar.24 Spring Break		
	26	27	28	29	30	31			18	18
APR							1	Apr 14 - 17 No School		
	2	3	4	5	6	7	8	Apr. 20 Early Release Day		
	9	10	11	12	13	14	15	Apr. 26 150th day of school - 3rd Trimester Progress reports for grades 4-8 go home		
	16	17	18	19	20	21	22			
	23	24	25	26	27	28	29			
	30								18	18
MAY		1	2	3	4	5	6			
	7	8	9	10	11	12	13	May 18 Early Release Day		
	14	15	16	17	18	19	20	May 29 Memorial Day Holiday - No School		
	21	22	23	24	25	26	27			
	28	29	30	31					22	22
JUNE					1	2	3			
	4	5	6	7	8	9	10	June 6 Early Release Day		
	11	12	13	14	15	16	17	June 7 Minimum Day		
	18	19	20	21	22	23	24	June 8 Minimum Day - Last Day of School		
	25	26	27	28	29				6	6
									180	183



# GRAVENSTEIN UNION SCHOOL DISTRICT

---

**Linda J. LaMarre, Superintendent**

3840 Twig Avenue  
Sebastopol, CA 95472  
707-823-7008 (v)  
707-823-2108 (f)  
Email: [llamarre@grav.k12.ca.us](mailto:llamarre@grav.k12.ca.us)

**Board of Trustees**

Jim Horn, Board President  
Desiree Beck, Board Clerk  
Arif Virji, Board Member  
Jeff Weaver, Board Member  
Sandra Wickland, Board Member

---

Board Policy 5030 – Student Wellness

Assessment on Implementation

Reviewed by  
the Wellness Committee  
on March 31, 2016

**Board Policy 5030 – Student Wellness starts off with this paragraph:**

“The Governing Board recognizes the link between student health and learning and desires to provide a comprehensive program promoting healthy eating and physical activity for district students. The Superintendent or designee shall build a coordinated school health system that supports and reinforces health literacy through health education, physical education and activity, health services, nutrition services, psychological and counseling services, health promotion for staff, a safe and healthy school environment, and parent/guardian and community involvement.”

As part of the policy and as a participant in the National School Lunch Program, the District needs to periodically assess the compliance with the Board Policy. The Board Policy states that “to determine whether the policy is being effectively implemented district-wide and at each district school, the following indicators shall be used:

1. Number of minutes of physical education instruction offered at each grade span
2. Results of the state's physical fitness test
3. An analysis of the nutritional content of meals served based on a sample of menus
4. Student participation rates in school meal programs, compared to percentage of students eligible for free and reduced-price meals
5. Number of sales of non-nutritious foods and beverages in fundraisers or other venues outside of the district's meal programs
6. Any other indicators recommended by the Superintendent and approved by the Board.”

**I. NUMBER OF MINUTES OF PHYSICAL EDUCATION INSTRUCTION OFFERED AT EACH GRADE SPAN**

Gravenstein LCAP Goal 1.4

PE continues to be taught 200 minutes every 10 school days (gr. 1-6). At the elementary school, this is done by the classroom teacher.

Hillcrest LCAP Goal 1.3

PE continues to be taught 200 minutes every 10 school days (gr. 1-6) and at 400 minutes every 10 school days grades 7-8.

**II. RESULTS OF THE STATE’S PHYSICAL FITNESS TEST**

Gravenstein LCAP Goal 1: May 2015

Physical Fitness Task	Grade 5		
	Total Tested	% in HFZ	% not in HFZ
Aerobic Capacity	75	77.3%	22.7%
Body Composition	75	70.7%	29.3%
Abdominal Strength	75	97.3%	2.7%
Trunk Extension	75	93.3%	6.7%
Upper Body Strength	75	88.0%	12.0%
Flexibility	75	76.0%	24.0%

Hillcrest LCAP Goal 1: May 2015

Physical Fitness Task	Grade 8		
	Total Tested	% in HFZ	% not in HFZ
Aerobic Capacity	83	72.3%	27.7%
Body Composition	83	71.1%	28.9%
Abdominal Strength	83	98.8%	1.2%
Trunk Extension	83	66.3%	33.7%
Upper Body Strength	83	92.8%	7.2%
Flexibility	83	85.5%	14.5%

\*HFZ = Healthy Fitness Zone

**III. AN ANALYSIS OF THE NUTRITIONAL CONTENT OF MEALS SERVED BASED ON A SAMPLE OF MENUS**

The meals served at the Gravenstein School District are prepared and delivered by Santa Rosa City Schools (SRCS). As part of the contract with SRCS, the meals will be nutritionally compliant with the NSLP. The District is provided with detailed information along with the menu each month.

The menu for March along with the Nutritional Analysis (Portion values spreadsheet) and the Menu Contribution Report provided by SRCS are shown below.



Gravenstein Union Schools  
Whole Grains, Fresh Fruits,  
Veggie Bar & Meatless Mondays

Monday	Tuesday	Wednesday	Thursday	Friday
<b>*Freshly* Prepared in the Central Kitchen</b>	1 Ardellas Cheese Pizza Bagel & Cream Cheese Juice	2 *Chicken Tostada* Italian Pocket Harvest of the Month Cheez-it	3 *Turkey Bacon Club* Stuffed Bread Sticks w/*Dipping Sauce* Baked Beans Apple	4 *Shepherd's Pie* *Bean & Cheese Quesadilla* Orange Smiles Animal Snackers
7 Grilled Cheese Sandwich Veggie Burger Applesauce Fruit Cup String Cheese	8 Piazza Pepperoni Pizza Bagel & Cream Cheese Juice	9 *Beef Chili Cheese Nachos* Tamale Pie Harvest of the Month Tortilla Chips	10 Hamburger True Natural Burrito Apple	11 *Chicken Soft Taco* *Pizza Quesadilla* *Refried Beans* Orange Smiles
14 Brunch for Lunch Veggie Burger Applesauce Fruit Cup Yogurt Danimals	15 Ardellas Cheese Pizza Bagel & Cream Cheese Juice	16 Burrito Bites w/*Dipping Sauce* Italian Pocket Harvest of the Month Soy Nutz	17 Chicken Corn Dog Stuffed Bread Sticks w/*Dipping Sauce* Baked Beans Apple	18 *BBQ Chicken* & Potatoes *Veggie Chicken Soft Taco* Orange Smiles
21 	22 Spring Break	23 Spring Break	24 Spring Break	25 Spring Break
28 No School Today	29 Piazza Pepperoni Pizza Bagel & Cream Cheese Juice	30 *Mac & Cheese* Tamale Pie Harvest of the Month	31 *Meatball Sandwich* True Natural Burrito *Bean Salad* Apple	Clover 1% or Nonfat Milk offered with all meals. No added hormones, rBST

Menu Subject to Change without Notice

Get off to a

**Good Start,**

Eat *Breakfast!*

**Harvest of the Month**  
Featuring  
Carrots  
Spinach  
Cucumbers  
Berries/Dried Fruits

**Daily Veggie Choices**  
Mon: Carrots & Fun Fruit  
Tu: Green Salad  
Wed: Cucumbers  
Thur: Caesar Salad  
Fri: Jicama

# Santa Rosa City Schools

Base Menu Spreadsheet  
Portion Values - Detailed

Page 1

Mar 1, 2016 thru Mar 31, 2016

k8-Grav, Bennett, Cld Pk No Br

Generated on: 2/16/2016 8:57:57 AM

Tue - 03/01/2016		Portion Size	Reimb Qty	Sodm (mg)	Fiber (g)	Iron (mg)	Calcim (mg)	Vit-A (IU)	Vit-C (mg)	Protn (g)	Carb (g)	T-Fat (g)	S-Fat (g)	Tr-Fat (g)	
k8-Grav, Bennett, Cld Pk No	Total	600													
Ardellias Cheese Pizza	5 ounces	400	664	1.74	2.49	380.6	352	3.21	0.00	16.64	39.35	9.32	5.31	0.00	
Bagel & Cr Cheese+Stick, Seeds	5 ounces	200	545	8.00	50.58	370.0	400	0.00	0.00	18.24	60.28	22.01	6.71	0.00	
Green Salad Cold Pack	1 1/2 cup	450	565	6.51	2.11	118.3	4163	2.58	0.00	9.13	30.68	10.12	2.79	0.00	
Juice 100% 4oz	4 fl.oz.	400	5	0.31	0.14	11.2	109	42.59	0.48	0.48	13.85	0.17	0.02	0.00	
Milk Lowfat Clover	1 cup	350	160	0.00	0.00	400.0	500	1.2	1.50	11.0	14.0	2.5	1.50	0.00	
Milk Nonfat Clover	1 cup	50	140	0.00	0.00	350.0	500	1.2	1.50	10.0	13.0	0.0	0.00	0.00	
Weighted Daily Average % of Calories			1156	8.25	20.19	735.7	3889	33.27	31.60	87.83	22.71	8.75	11.6%	0.0%	
Nutrient Guideline			1230						19.5%	51.5%	30.0%	11.6%	<10.00	0.0%	

Wed - 03/02/2016		Portion Size	Reimb Qty	Sodm (mg)	Fiber (g)	Iron (mg)	Calcim (mg)	Vit-A (IU)	Vit-C (mg)	Protn (g)	Carb (g)	T-Fat (g)	S-Fat (g)	Tr-Fat (g)	
k8-Grav, Bennett, Cld Pk No	Total	600													
Chicken Tostada	5.5 ounces	400	674	3.37	4.40	174.0	603	7.29	0.00	20.59	35.17	13.57	2.50	0.00	
Italian Pocket	4 ounces	200	380	4.00	2.70	250.0	300	3.0	0.00	12.0	31.0	12.0	4.50	0.00	
Cucumbers	3/4 cup	450	146	0.62	0.20	21.0	64	2.88	0.85	2.77	3.11	0.43	0.00	0.00	
Orange Smiles	1/2 cup	400	0	2.16	0.06	36.0	203	47.88	0.85	10.58	0.11	0.01	0.00	0.00	
Milk Lowfat Clover	1 cup	350	160	0.00	0.00	400.0	500	1.2	1.50	11.0	14.0	2.5	1.50	0.00	
Milk Nonfat Clover	1 cup	50	140	0.00	0.00	350.0	500	1.2	1.50	10.0	13.0	0.0	0.00	0.00	
Cheez-it	.75 Ounce	600	152	1.01	0.73	101.2	506	*N/A*	2.03	14.17	3.54	1.01	0.00	0.00	
Weighted Daily Average % of Calories			842	6.50	4.77	602.8	1524	140.92	28.28	66.34	20.45	5.38	8.6%	0.0%	
Nutrient Guideline			1230						20.1%	47.3%	32.8%	8.6%	<10.00	0.0%	

Thu - 03/03/2016		Portion Size	Reimb Qty	Sodm (mg)	Fiber (g)	Iron (mg)	Calcim (mg)	Vit-A (IU)	Vit-C (mg)	Protn (g)	Carb (g)	T-Fat (g)	S-Fat (g)	Tr-Fat (g)	
k8-Grav, Bennett, Cld Pk No	Total	600													
Turkey Bacon Club Sandwich	5 ounces	400	946	1.86	1.75	175.3	*64	3.25	0.00	19.86	28.17	9.57	2.92	0.00	
Stuffed Bread Sticks & Sauce	7 ounces	200	985	4.69	2.43	228.2	1531	10.79	0.00	15.9	43.41	14.6	4.38	0.00	
Beans, Veg Baked	1/2 cup	400	460	6.38	1.81	56.1	170	3.44	6.38	25.63	0.77	0.20	0.00	0.00	
Caesar Salad Cold Pack	1 1/2 cup	450	451	4.16	2.09	94.7	11948	3.38	6.17	27.3	8.09	1.73	0.00	0.00	
Apple	1/2 cup	400	1	1.50	0.05	3.8	34	2.88	0.16	8.63	0.11	0.02	0.00	0.00	
Milk Lowfat Clover	1 cup	350	160	0.00	0.00	400.0	500	1.2	1.50	11.0	14.0	2.5	1.50	0.00	
Milk Nonfat Clover	1 cup	50	140	0.00	0.00	350.0	500	1.2	1.50	10.0	13.0	0.0	0.00	0.00	

\*N/A\* - denotes a nutrient that is either missing or incomplete for an individual ingredient  
 \* - denotes combined nutrient totals with either missing or incomplete nutrient data  
 \* - Trans Fat value is provided for informational purposes only, not for monitoring purposes.

NOTICE: The data contained within this report and the NUTRIKIDS® Menu Planning and Nutritional Analysis software should not be used for and does not provide menu planning for a child with a medical condition or food allergy. Ingredients and menu items are subject to change or substitution without notice. Please consult a medical professional for assistance in planning for or treating medical conditions.

# Santa Rosa City Schools

Base Menu Spreadsheet  
Portion Values - Detailed

Page 2

Mar 1, 2016 thru Mar 31, 2016

k8-Grav, Bennett, Cld Pk No Br

Generated on: 2/16/2016 8:57:57 AM

	Portion Size	Reimb Qty	Sodium (mg)	Fiber (g)	Iron (mg)	Calcium (mg)	Vit-A (IU)	Vit-C (mg)	Protein (g)	Carb (g)	T-Fat (g)	S-Fat (g)	Tr-Fat (g)
Weighted Daily Average % of Calories			1710	11.25	4.80	565.7	*6894	13.31	34.54	85.82	19.36	6.73	*0.00
Nutrient Guideline		1230							21.7%	53.4%	27.1%	8.0%	*0.0%

	Portion Size	Reimb Qty	Sodium (mg)	Fiber (g)	Iron (mg)	Calcium (mg)	Vit-A (IU)	Vit-C (mg)	Protein (g)	Carb (g)	T-Fat (g)	S-Fat (g)	Tr-Fat (g)
Fri - 03/04/2016													
k8-Grav, Bennett, Cld Pk No	Total	600	487	4.74	3.49	183.0	4754	23.39	24.13	26.25	9.96	4.49	*0.00
Shepherd's Pie	1 1/2 cups	400		3.17	2.45	215.6	295	2.52	15.64	36.49	10.9	5.38	*0.00
Bean & Cheese Quesadilla	4 ounces	200		4.42	0.53	10.8	22	18.15	0.68	7.95	0.0	0.00	0.00
Jicama Sticks	3/4 cup	450		0	0.09	36.0	203	47.88	0.85	10.58	0.11	0.01	*N/A*
Orange Smiles	1/2 cup	400		0	0.00	400.0	500	1.2	11.0	14.0	2.5	1.50	0.00
Milk Lowfat Clover	1 cup	350		0.00	0.00	350.0	500	1.2	10.0	13.0	0.0	0.00	0.00
Milk Nonfat Clover	1 cup	50		1.00	0.72	0.0	0	0.0	2.0	18.0	3.5	1.20	0.00
Cookie Animal Snackers	1 ounce	600		9.98	4.32	488.4	3753	62.78	31.82	69.93	15.30	6.87	*0.00
Weighted Daily Average % of Calories			679						23.8%	52.7%	26.0%	11.7%	*0.0%
Nutrient Guideline		1230										<10.00	

	Portion Size	Reimb Qty	Sodium (mg)	Fiber (g)	Iron (mg)	Calcium (mg)	Vit-A (IU)	Vit-C (mg)	Protein (g)	Carb (g)	T-Fat (g)	S-Fat (g)	Tr-Fat (g)
Mon - 03/07/2016													
k8-Grav, Bennett, Cld Pk No	Total	600	1319	3.12	1.84	412.2	122	0.0	18.88	30.05	6.18	3.02	0.00
Grilled Cheese Sandwich	3.69	400		3.75	3.07	75.6	37	8.07	19.4	32.0	7.74	1.43	*0.00
Veggie Burger	4.05 ounces	200		3.21	0.86	43.8	15247	2.87	1.13	0.98	3.11	0.45	0.00
Carrots	3/4 Cup	450		2.15	0.00	0.0	16	64.55	0.0	15.06	0.0	0.00	0.00
Applesauce Fruit Cup	1/2 cup	400		0.00	0.07	207.2	198	0.0	7.79	0.99	4.85	3.08	*N/A*
String Cheese	1 oz	600		0.00	0.00	400.0	500	1.2	11.0	14.0	2.5	1.50	0.00
Milk Lowfat Clover	1 cup	350		0.00	0.00	350.0	500	1.2	10.0	13.0	0.0	0.00	0.00
Milk Nonfat Clover	1 cup	50		7.17	3.06	802.6	12072	48.68	34.94	56.35	15.34	6.78	*0.00
Weighted Daily Average % of Calories			1474						27.0%	45.2%	26.7%	11.8%	*0.0%
Nutrient Guideline		1230										<10.00	

\*N/A\* - denotes a nutrient that is either missing or incomplete for an individual ingredient  
 \* - denotes combined nutrient totals with either missing or incomplete nutrient data  
 \* - Trans Fat value is provided for informational purposes only, not for monitoring purposes.

NOTICE: The data contained within this report and the NUTRIKIDS® Menu Planning and Nutritional Analysis software should not be used for and does not provide menu planning for a child with a medical condition or food allergy. Ingredients and menu items are subject to change or substitution without notice. Please consult a medical professional for assistance in planning for or treating medical conditions.



# Santa Rosa City Schools

Base Menu Spreadsheet  
Portion Values - Detailed

Page 3

Mar 1, 2016 thru Mar 31, 2016

k8-Grav, Bennett, Cld Pk No Br

Generated on: 2/16/2016 8:57:57 AM

Portion Size	Reimb Qty	Sodim (mg)	Fiber (g)	Iron (mg)	Calcim (mg)	Vit-A (IU)	Vit-C (mg)	Protin (g)	Carb (g)	T-Fat (g)	S-Fat (g)	Tr-Fat (g)
Total	600	688	4.38	1.97	383.5	548	6.57	20.52	44.92	16.43	7.67	0.00
k8-Grav, Bennett, Cld Pk No	400	545	6.00	50.58	370.0	400	0.0	18.24	60.28	22.01	6.71	0.00
Piazza Pepperoni Pizza	450	565	6.51	2.11	118.3	4153	2.58	9.13	30.88	10.12	2.79	*0.00
Bagel & Cr Cheese+Stck, Seeds	400	5	0.31	0.14	11.2	109	42.59	0.48	13.85	0.17	0.02	0.00
Juice 100% 4oz	350	160	0.00	0.00	400.0	500	1.2	11.0	14.0	2.5	1.50	0.00
Milk Lowfat Clover	50	140	0.00	0.00	350.0	500	1.2	10.0	13.0	0.0	0.00	0.00
Milk Nonfat Clover												
Weighted Daily Average		1159	10.01	18.55	737.6	4019	35.51	34.38	91.54	27.46	10.33	*0.00
% of Calories								18.5%	49.1%	33.2%	12.6%	*0.0%
Nutrient Guideline		1230										<10.00

Portion Size	Reimb Qty	Sodim (mg)	Fiber (g)	Iron (mg)	Calcim (mg)	Vit-A (IU)	Vit-C (mg)	Protin (g)	Carb (g)	T-Fat (g)	S-Fat (g)	Tr-Fat (g)
Total	600	968	6.99	3.23	404.0	1280	7.04	32.55	28.84	9.14	3.38	*0.00
k8-Grav, Bennett, Cld Pk No	400	156	4.55	3.22	74.6	150	2.56	10.45	51.73	4.59	2.19	0.00
Beef Chili Cheese Nachos	450	146	0.62	0.20	21.0	64	2.88	0.95	2.77	3.11	0.43	0.00
Tamale Pie	400	0	2.16	0.09	36.0	203	47.88	0.85	10.58	0.11	0.01	*N/A*
Cucumbers	350	160	0.00	0.00	400.0	500	1.2	11.0	14.0	2.5	1.50	0.00
Orange Smiles	50	140	0.00	0.00	350.0	500	1.2	10.0	13.0	0.0	0.00	0.00
Milk Lowfat Clover												
Milk Nonfat Clover												
Tortilla Chips	600	210	8.00	0.00	120.0	0	0.0	2.0	40.0	10.0	2.00	0.00
Weighted Daily Average		1122	16.08	3.43	716.5	1420	40.41	35.71	64.85	21.47	6.19	*0.00
% of Calories								19.4%	51.0%	26.3%	7.6%	*0.0%
Nutrient Guideline		1230										<10.00

Portion Size	Reimb Qty	Sodim (mg)	Fiber (g)	Iron (mg)	Calcim (mg)	Vit-A (IU)	Vit-C (mg)	Protin (g)	Carb (g)	T-Fat (g)	S-Fat (g)	Tr-Fat (g)
Total	600	370	1.93	2.89	45.5	42	8.08	19.26	27.26	15.8	6.06	*0.00
k8-Grav, Bennett, Cld Pk No	300	480	6.00	5.40	150.0	100	0.0	14.0	45.0	14.0	0.00	0.00
Hamburger	450	451	4.16	2.09	94.7	1194.8	3.38	8.17	27.3	8.08	1.73	0.00
True Natural Burrito	400	1	1.50	0.08	3.8	34	2.88	0.16	8.63	0.11	0.02	*N/A*
Caesar Salad Cold Pack	350	160	0.00	0.00	400.0	500	1.2	11.0	14.0	2.5	1.50	0.00
Apple	50	140	0.00	0.00	350.0	500	1.2	10.0	13.0	0.0	0.00	0.00
Milk Lowfat Clover												
Milk Nonfat Clover												

\*N/A\* - denotes a nutrient that is either missing or incomplete for an individual ingredient  
 \* - denotes combined nutrient totals with either missing or incomplete nutrient data  
 \* - Trans Fat value is provided for informational purposes only, not for monitoring purposes.

NOTICE: The data contained within this report and the NUTRIKIDS® Menu Planning and Nutritional Analysis software should not be used for and does not provide menu planning for a child with a medical condition or food allergy. Ingredients and menu items are subject to change or substitution without notice. Please consult a medical professional for assistance in planning for or treating medical conditions.

**Santa Rosa City Schools**

Base Menu Spreadsheet

Portion Values - Detailed

Page 4

**Mar 1, 2016 thru Mar 31, 2016**

k8-Grav, Bennett, Cld Pk No Br

Generated on: 2/16/2016 8:57:57 AM

Portion Size	Reimb Qty	Soom (mg)	Fiber (g)	Iron (mg)	Calc (mg)	Vit-A (IU)	Vit-C (mg)	Protin (g)	Carb (g)	T-Fat (g)	S-Fat (g)	Tr-Fat* (g)
Weighted Daily Average % of Calories		889	8.08	6.76	433.8	8388	9.30	28.62	71.81	22.50	5.22	0.00
Nutrient Guideline		1230						19.1%	47.7%	33.7%	7.8%	0.0%

Portion Size	Reimb Qty	Soom (mg)	Fiber (g)	Iron (mg)	Calc (mg)	Vit-A (IU)	Vit-C (mg)	Protin (g)	Carb (g)	T-Fat (g)	S-Fat (g)	Tr-Fat* (g)
Fr - 03/11/2016												
k8-Grav, Bennett, Cld Pk No	600											
Chicken Soft Taco	500	908	2.92	3.35	261.4	702	7.29	22.73	46.54	10.98	3.99	0.00
Pizza Quesadilla	100	661	2.34	1.71	507.2	858	5.39	20.64	36.73	17.13	8.87	0.00
Beans, Fiesta refried 1/2 cup	300	606	5.44	3.15	50.1	344	6.3	6.67	20.34	1.08	0.34	0.00
Jicama Sticks	450	4	4.42	0.53	10.8	22	18.15	0.69	7.95	0.0	0.00	0.00
Orange Smiles	400	0	2.16	0.09	36.0	203	47.88	0.65	10.68	0.11	0.01	N/A*
Milk Lowfat Clover	350	160	0.00	0.00	400.0	500	1.2	11.0	14.0	2.5	1.50	0.00
Milk Nonfat Clover	50	140	0.00	0.00	350.0	500	1.2	10.0	13.0	0.0	0.00	0.00
Weighted Daily Average % of Calories		1278	10.30	5.10	613.7	1385	56.48	34.04	79.01	14.04	5.85	0.00
Nutrient Guideline		1230						24.7%	57.3%	22.9%	9.5%	0.0%

Portion Size	Reimb Qty	Soom (mg)	Fiber (g)	Iron (mg)	Calc (mg)	Vit-A (IU)	Vit-C (mg)	Protin (g)	Carb (g)	T-Fat (g)	S-Fat (g)	Tr-Fat* (g)
Mon - 03/14/2016												
k8-Grav, Bennett, Cld Pk No	600											
Brunch French Toast & Omelette	400	281	0.68	3.38	161.6	516	0.02	13.5	23.28	10.69	3.51	0.00
Veggie Burger	200	469	3.75	3.07	75.6	37	8.07	19.4	32.0	7.74	1.43	0.00
Carrots	450	230	3.21	0.98	43.8	15247	2.87	1.13	9.98	3.11	0.45	0.00
Applesauce Fruit Cup	400	16	2.15	0.00	0.0	16	64.55	0.0	15.06	0.0	0.00	0.00
Yogurt Danimals	600	65	0.00	0.00	150.0	0	0.0	4.0	16.0	0.0	0.00	0.00
Milk Lowfat Clover	350	160	0.00	0.00	400.0	500	1.2	11.0	14.0	2.5	1.50	0.00
Milk Nonfat Clover	50	140	0.00	0.00	350.0	500	1.2	10.0	13.0	0.0	0.00	0.00
Weighted Daily Average % of Calories		697	5.54	4.02	578.4	12135	48.69	27.56	65.93	13.49	4.03	0.00
Nutrient Guideline		1230						21.4%	53.6%	23.6%	7.1%	0.0%

\*N/A - denotes a nutrient that is either missing or incomplete for an individual ingredient  
 \* - denotes combined nutrient totals with either missing or incomplete nutrient data  
 \* - Trans Fat value is provided for informational purposes only, not for monitoring purposes.

NOTICE: The data contained within this report and the NUTRIKIDS® Menu Planning and Nutritional Analysis software should not be used for and does not provide menu planning for a child with a medical condition or food allergy. Ingredients and menu items are subject to change or substitution without notice. Please consult a medical professional for assistance in planning for or treating medical conditions.

# Santa Rosa City Schools

Menu Contribution Report  
F - L-K8 SR SB MW Hill P.O. Yul.

Feb 16, 2016

Page 1

Tuesday 3/1/2016

No.	Name	Portion Size	Meat Alt OZ Equiv	Grains OZ Equiv	Fruit Cup	Veg Cup	Milk Cup	Whole Grain OZ Equiv	Veg Drk Grn CUP	Veg Red/Or g CUP	Veg Starchy CUP	Veg Other CUP	Veg Legume CUP
000623	Ardella's Cheese Pizza	5 ounces	2.000	2.000	0.125			2.000		0.125			
001153	Bagel & Cr Cheese+Stick Seeds	5 ounces	2.000	3.000				2.000					
001423	Veg Bar Tuesday RI Salad Beans	1 cup		0.500		0.500		0.500	0.250				0.125
000246	Juice 100% 4oz	4 fl.oz.			0.500								
000230	Milk Lowfat Clover	1 cup					1.000						
000231	Milk Nonfat Clover	1 cup					1.000						
	<b>Total</b>		4.000	5.500	0.625	0.500	2.000	4.500	0.250	0.125			0.125

Wednesday 3/2/2016

No.	Name	Portion Size	Meat Alt OZ Equiv	Grains OZ Equiv	Fruit Cup	Veg Cup	Milk Cup	Whole Grain OZ Equiv	Veg Drk Grn CUP	Veg Red/Or g CUP	Veg Starchy CUP	Veg Other CUP	Veg Legume CUP
000871	Chicken Tostada	5.5 ounces	2.000	1.000				2.000					
001266	Italian Pockit	4 ounces	1.000	2.000				2.000					
001424	Veg Bar Wed Cul/Corn	1 cup				1.000					0.500	0.500	
000086	Orange Smiles	1/2 cup			0.500								
000230	Milk Lowfat Clover	1 cup					1.000						
000231	Milk Nonfat Clover	1 cup					1.000						
001124	Cheez-it	.75 Ounce		1.000				1.000					
	<b>Total</b>		3.000	4.000	0.500	1.000	2.000	5.000			0.500	0.500	

Thursday 3/3/2016

No.	Name	Portion Size	Meat Alt OZ Equiv	Grains OZ Equiv	Fruit Cup	Veg Cup	Milk Cup	Whole Grain OZ Equiv	Veg Drk Grn CUP	Veg Red/Or g CUP	Veg Starchy CUP	Veg Other CUP	Veg Legume CUP
001383	Turkey Bacon Club Sandwich	5 ounces	2.000	2.000				2.000					
001431	Stuffed Bread Sticks & Sauce	7 ounces	2.000	2.000		0.125		2.000		0.375			
000037	Beans, Veg Baked	1/2 cup				0.500				0.125		0.375	
001425	Veg Bar Thur Caesar	.75 cup				0.500							
000064	Apple	1/2 cup			0.500								
000230	Milk Lowfat Clover	1 cup					1.000						
000231	Milk Nonfat Clover	1 cup					1.000						
	<b>Total</b>		4.000	4.000	0.500	0.625	2.000	4.000		0.500		0.375	

Friday 3/4/2016

Santa Rosa City Schools

Menu Contribution Report

F - L-K8 SR SB MW Hill P. O. Yul.

Feb 16, 2016

Page 2

No.	Name	Portion Size	Meat Alt OZ Equiv	Grains OZ Equiv	Fruit Cup	Veg Cup	Milk Cup	Whole Grain OZ Equiv	Veg Drk Grn CUP	Veg Red/Or g CUP	Veg Starchy CUP	Veg Other CUP	Veg Legume CUP
001093	Shepherd's Pie	1 1/2 cups	2.500			0.750					0.750		
000775	Bean & Cheese Quesadilla	4 ounces	2.000	2.000				2.000					
001426	Veg Bar Friday	1 cup				1.000					1.000		
000086	Orange Smiles	1/2 cup			0.500								
000230	Milk Lowfat Clover	1 cup					1.000						
000231	Milk Nonfat Clover	1 cup					1.000						
001414	Cookie Animal Snackers	1 ounce		1.000				1.000					
	<b>Total</b>		4.500	3.000	0.500	1.750	2.000	3.000			1.750		

Monday 3/7/2016

No.	Name	Portion Size	Meat Alt OZ Equiv	Grains OZ Equiv	Fruit Cup	Veg Cup	Milk Cup	Whole Grain OZ Equiv	Veg Drk Grn CUP	Veg Red/Or g CUP	Veg Starchy CUP	Veg Other CUP	Veg Legume CUP
000280	Grilled Cheese Sandwich	3.69	2.000	2.000				2.000					
000770	Veggie Burger	4.05 ounces	1.250	2.000				2.000					
001422	Veg Bar Monday Carni/F Fruit	1 1/4 cup			0.500	0.750				0.750			
000940	Applesauce Fruit Cup	1/2 cup			0.500								
000051	String Cheese	1 oz	1.000				1.000						
000230	Milk Lowfat Clover	1 cup					1.000						
000231	Milk Nonfat Clover	1 cup					1.000						
	<b>Total</b>		4.250	4.000	1.000	0.750	2.000	4.000		0.750			

Tuesday 3/8/2016

No.	Name	Portion Size	Meat Alt OZ Equiv	Grains OZ Equiv	Fruit Cup	Veg Cup	Milk Cup	Whole Grain OZ Equiv	Veg Drk Grn CUP	Veg Red/Or g CUP	Veg Starchy CUP	Veg Other CUP	Veg Legume CUP
000841	Piazza Pepperoni Pizza	5.73 ounces	2.000	2.000		0.125		2.000					
001153	Bagel & Cr Cheese+Stick Seeds	5 ounces	2.000	3.000				2.000					
001423	Veg Bar Tuesday R Salad Beans	1 cup		0.500		0.500			0.250				0.125
000246	Juice 100% 4oz	4 fl. oz.			0.500								
000230	Milk Lowfat Clover	1 cup					1.000						
000231	Milk Nonfat Clover	1 cup					1.000						
	<b>Total</b>		4.000	5.500	0.500	0.625	2.000	4.500	0.250				0.125

Wednesday 3/9/2016

# Santa Rosa City Schools

## Menu Contribution Report

F - L-K8 SR SB MW Hill P.O. Yul.

Feb 16, 2016

Page 3

No.	Name	Portion Size	Meat Alt OZ Equiv	Grains OZ Equiv	Fruit Cup	Veg Cup	Milk Cup	Whole Grain OZ Equiv	Veg Drk Grn CUP	Veg Red/Or g CUP	Veg Starchy CUP	Veg Other CUP	Veg Legume CUP
001641	Beef Chili Cheese Nachos	1 cup	2.000			0.125				0.125			
000838	Tamale Pie	4 ounces	2.000	2.000				2.000					
001424	Veg Bar Wed CulCom	1 cup				1.000					0.500	0.500	
000086	Orange Smiles	1/2 cup			0.500								
000230	Milk Lowfat Clover	1 cup					1.000						
000231	Milk Nonfat Clover	1 cup					1.000						
001107	Tortilla Chips	2 oz		2.000				2.000					
	<b>Total</b>		4.000	4.000	0.500	1.125	2.000	4.000		0.125	0.500	0.500	

Thursday 3/10/2016

No.	Name	Portion Size	Meat Alt OZ Equiv	Grains OZ Equiv	Fruit Cup	Veg Cup	Milk Cup	Whole Grain OZ Equiv	Veg Drk Grn CUP	Veg Red/Or g CUP	Veg Starchy CUP	Veg Other CUP	Veg Legume CUP
000161	Hamburger	4.05 ounces	2.000	2.000				2.000					
001308	True Natural Burrito	6.25 ounce	2.000	2.000				2.000					
001425	Veg Bar Thur Caesar	7.5 cup				0.500				0.125		0.375	
000084	Apple	1/2 cup			0.500								
000230	Milk Lowfat Clover	1 cup					1.000						
000231	Milk Nonfat Clover	1 cup					1.000						
	<b>Total</b>		4.000	4.000	0.500	0.500	2.000	4.000		0.125		0.375	

Friday 3/11/2016

No.	Name	Portion Size	Meat Alt OZ Equiv	Grains OZ Equiv	Fruit Cup	Veg Cup	Milk Cup	Whole Grain OZ Equiv	Veg Drk Grn CUP	Veg Red/Or g CUP	Veg Starchy CUP	Veg Other CUP	Veg Legume CUP
000896	Chicken Soft Taco	4.5 ounces	2.000	2.000				2.000					
001143	Pizza Quesadilla	5 ounces	2.000	2.000		0.125		2.000		0.125			
000036	Beans Fiesta refried 1/2 cup	1/2 cup	2.000								1.000		
001426	Veg Bar Friday	1 cup				1.000							
000086	Orange Smiles	1/2 cup			0.500								
000230	Milk Lowfat Clover	1 cup					1.000						
000231	Milk Nonfat Clover	1 cup					1.000						
	<b>Total</b>		6.000	4.000	0.500	1.125	2.000	4.000		0.125	1.000		

**IV. STUDENT PARTICIPATION RATES IN SCHOOL MEAL PROGRAMS, COMPARE TO PERCENTAGE OF STUDENTS ELIGIBLE FOR FREE AND REDUCED MEAL PRICES.**

Free and Reduced lunch program participation 2014-15:

Meals ->	Gravenstein		Hillcrest		District Wide		%
	Eligible	Ate	Eligible	Ate	Eligible	Ate	
Aug	404	79	272	81	676	160	24%
Sept	1,132	441	716	306	1,848	747	40%
Oct	1,835	526	713	372	2,548	898	35%
Nov	867	359	480	233	1,347	592	44%
Dec	806	346	429	195	1,235	541	44%
Jan	1,134	470	720	314	1,854	784	42%
Feb	1,116	543	720	291	1,836	834	45%
Mar	1,340	673	800	296	2,140	969	45%
Apr	1,139	583	680	275	1,819	858	32%
May	1,380	689	800	301	2,180	990	45%
June	345	141	200	53	545	194	36%
TOTALS	11,498	4,850	6,530	2,717	18,028	7,567	42%

Free and Reduced lunch program participation 2015-16:

Meals ->	Gravenstein		Hillcrest		District Wide		%
	Eligible	Ate	Eligible	Ate	Eligible	Ate	
Aug	585	171	396	78	981	249	25%
Sept	1,470	741	777	378	2,247	1,119	50%
Oct	1,617	858	798	366	2,415	1,224	54%
Nov	1,232	620	608	311	1,840	931	51%
Dec	1,064	552	532	260	1,596	812	51%
Jan							
Feb							
Mar							
Apr							
May							
June							
TOTALS	5,968	2,942	3,111	1,393	9,079	4,335	48%

The participation of students eligible for Free and Reduced lunches has increased from 2014/15 to 2015/16. The District continues to make sure that all students have access to the meal program.

**V. NUMBER OF SALES OF NON-NUTRITIOUS FOODS AND BEVERAGES IN FUNDRAISER OF OTHER VENUES OUTSIDE OF THE DISTRICT'S MEAL PROGRAMS.**

There are very limited sales outside of the district's meal programs. There are none during the school day.

- Evening sales at 6<sup>th</sup> Grade Basketball Tournament

**VI. ANY OTHER INDICATORS RECOMMENDED BY THE SUPERINTENDENT AND APPROVED BY THE BOARD**

At this time there are not any other indicators recommended for review.

# GRAVENSTEIN UNION SCHOOL DISTRICT

---



**Linda J. LaMarre, Superintendent**

3840 Twig Avenue  
Sebastopol, CA 95472  
707-823-7008 (v)  
707-823-2108 (f)  
Email: [llamarre@grav.k12.ca.us](mailto:llamarre@grav.k12.ca.us)

**Board of Trustees**

Jim Horn, Board President  
Desiree Beck, Board Clerk  
Arif Virji, Board Member  
Jeff Weaver, Board Member  
Sandra Wickland, Board Member

---

## **BP 5030 – Wellness Policy**

Board: March 7, 2016  
Site Council / Wellness  
Committee: March 31, 2016  
Board: April 13, 2016

Attached is the existing BP 5030 – Wellness Policy and the updated BP 5030 Wellness Policy.

The updated policy started with the policy revision from CSBA/GAMUT. The revisions are marked in blue. It is notated in red if the change came forward from the existing policy.

## **GUSD**

### **Board Policy**

#### **Student Wellness**

BP 5030  
**Students**

\*\*\*Note: The Healthy, Hunger-Free Kids Act of 2010 (P.L. 111-296) repealed 42 USC 1751 Note and added 42 USC 1758b which mandates each district participating in the National School Lunch Program (42 USC 1751-1769) or any program in the Child Nutrition Act of 1966 (42 USC 1771-1791), including the School Breakfast Program, to adopt a district-wide school wellness policy. The following policy fulfills this mandate and should be revised to reflect district practice. Other policies in the district's policy manual will likely contain additional provisions supporting this wellness policy, such as BP 3312 - Contracts, BP/AR 3550 - Food Service/Child Nutrition Program, BP/AR 3553 - Free and Reduced Price Meals, BP/AR 3554 - Other Food Sales, BP/AR 6142.7 - Physical Education and Activity, and BP/AR 6142.8 - Comprehensive Health Education.\*\*\*

\*\*\*Note: The following paragraph links student wellness with the components of a coordinated school health approach recommended in the California Department of Education's (CDE) Health Framework for California Public Schools and may be revised to reflect district practice.\*\*\*

The Governing Board recognizes the link between student health and learning and desires to provide a comprehensive program promoting healthy eating and physical activity for district students. The Superintendent or designee shall build a coordinated school health system that supports and reinforces health literacy through health education, physical education and activity, health services, nutrition services, psychological and counseling services, health promotion for staff, a safe and healthy school environment, and parent/guardian and community involvement.

To encourage consistent health messages between the home and school environment, the Superintendent or designee may disseminate health information and/or the district's student wellness policy to parents/guardians through district or school newsletters, handouts, parent/guardian meetings, district and school web sites, and other communications. Outreach to parents/guardians shall emphasize the relationship between student health and academic performance.

#### **School Health Council/Committee**

\*\*\*Note: 42 USC 1758b, as added by P.L. 111-296, requires that specified stakeholders be permitted to participate not only in the development of the district's wellness policy, but also in its implementation and periodic review and update. The list of stakeholders



has been expanded to include physical education teachers and school health professionals.\*\*\*

The Superintendent or designee shall permit parents/guardians, students, food service employees, physical education teachers, school health professionals, Board members, school administrators, and members of the public to participate in the development, implementation, and periodic review and update of the district's student wellness policy. (42 USC 1758b) **The district's School Site council (may include additional members- such as school board members), will serve as the District Health Council.**

The school health council/committee shall advise the district on health-related issues, activities, policies, and programs. At the discretion of the Superintendent or designee, the duties of the council/committee may also include the planning, implementation, and evaluation of activities to promote health within the school or community.

### **Nutrition and Physical Activity Goals**

\*\*\*Note: 42 USC 1758b, as added by P.L. 111-296, mandates that the district's wellness policy include goals for nutrition education and physical activity, as specified below.\*\*\*

The Board shall adopt goals for nutrition promotion and education, physical activity, and other school-based activities that promote student wellness. (42 USC 1758b)

The district's nutrition education and physical education programs shall be based on research, consistent with the expectations established in the state's curriculum frameworks and content standards, and designed to build the skills and knowledge that all students need to maintain a healthy lifestyle.

#### **The minimum requirements for physical education are:**

- All K-12 students (including students with disabilities and/or special health-care needs and those in alternative educational settings) will receive physical education instruction as designated (EC sections 51210, 51222, and 51223):
  - A minimum of 200 minutes for every 10 school days for students in grades 1-6
  - A minimum of 400 minutes for every 10 school days for students in grades 7-12
  
- Temporary exemptions from physical education should be limited to students whose medical conditions do not allow for inclusion in the general, modified, or adapted physical education program. (EC Section 51241)
- Physical education instruction is delivered by a teacher credentialed to teach physical education. Multiple Subject teachers are credentialed to teach physical education to their class. (EC Section 44203)
- School districts will administer a physical fitness test annually to all students in grades five, seven, and nine during the months of February, March, April, or May. (EC Section 60800)

- Students will receive their individual fitness test results upon completing the test. (EC Section 60800)
- Teachers and other school and community personnel will not use physical activity (e.g., running laps, push-ups) as punishment. (EC Section 49001)

Nutrition education shall be provided as part of the health education program and, as appropriate, shall be integrated into other academic subjects in the regular educational program. Nutrition education also may be offered through before- and after-school programs.

The Board prohibits the marketing and advertising of non-nutritious foods and beverages through signage, vending machine fronts, logos, scoreboards, school supplies, advertisements in school publications, coupon or incentive programs, free give-aways, or other means.

All students shall be provided opportunities to be physically active on a regular basis. Opportunities for moderate to vigorous physical activity shall be provided through physical education and recess and may also be provided through school athletic programs, extracurricular programs, before- and after-school programs, programs encouraging students to walk or bicycle to and from school, in-class physical activity breaks, and other structured and unstructured activities.

The Board may enter into a joint use agreement to make district facilities or grounds available for recreational or sports activities outside the school day and/or to use community facilities to expand students' access to opportunity for physical activity.

The Superintendent or designee shall encourage staff to serve as positive role models for healthy eating and physical fitness. He/she shall promote work-site wellness and may provide opportunities for regular physical activity among employees. Professional development may include instructional strategies that assess health knowledge and skills and promote healthy behaviors.

### **Nutritional Guidelines for Foods Available at School**

\*\*\*Note: 42 USC 1758b, as added by P.L. 111-296, mandates that the district's wellness policy include nutritional guidelines, as specified below. P.L. 111-296 repealed the separate requirement that mandated the district's policy to include guidelines for federally reimbursable meals, but now requires that the guidelines for all foods available at school must be consistent with 42 USC 1773 and 1779. Nutritional standards are described in AR 3550 - Food Service/Child Nutrition Program and AR 3554 - Other Food Sales.\*\*\*

For all foods available on each campus during the school day, the district shall adopt nutritional guidelines which are consistent with 42 USC 1773 and 1779 and support the objectives of promoting student health and reducing childhood obesity. (42 USC 1758b)

\*\*\*Note: The remainder of this section provides policy language to address this

mandated topic and should be revised to reflect district practice.\*\*\*

The Board believes that foods and beverages available to students at district schools should support the health curriculum and promote optimal health, taking into consideration the needs of students with special dietary needs. Nutritional standards adopted by the district for all foods and beverages sold to students, including foods and beverages provided through the district's food service program, student stores, vending machines, or other venues, shall meet or exceed state and federal nutritional standards.

In order to maximize the district's ability to provide nutritious meals and snacks, all district schools shall participate in available federal school nutrition programs, including the National School Lunch and School Breakfast Programs and after-school snack programs, to the extent possible. When approved by the California Department of Education, the district may sponsor a summer meal program.

The Superintendent or designee shall encourage school organizations to use healthy food items or **(preferably) non-food items for fundraising purposes**. He/she also shall encourage school staff to avoid the use of non-nutritious foods and **preferably not use food as a reward** for students' academic performance, accomplishments, or classroom behavior.

(cf. 1230 - School-Connected Organizations)

School staff shall encourage parents/guardians or other volunteers to support the district's nutrition education program by considering nutritional quality when selecting any snacks which they may donate for occasional class parties. **Class parties or celebrations shall be held at least two hours before or two hours after the lunch period.**

### **Program Implementation and Evaluation**

The Superintendent shall designate one or more district or school employees, as appropriate, to ensure that each school site complies with this policy. (42 USC 1758b)

\*\*\*Note: 42 USC 1758b, as added by P.L. 111-296, requires that the district periodically provide an assessment of the implementation of the wellness policy, including comparison of the district's policy with model wellness policies. 42 USC 1758b requires the USDA to provide model policies and best practices recommended by federal and state agencies and nongovernmental organizations; see the USDA's web site.\*\*\*

The Superintendent or designee shall inform and update the public, including parents/guardians, students, and others in the community, about the contents and implementation of this policy. He/she shall periodically measure and make available to the public an assessment of the extent to which district schools are in compliance with this policy, the extent to which this policy compares to model wellness policies available from the U.S. Department of Agriculture, and a description of the progress made in attaining the goals of the wellness policy. (42 USC 1758b)

To determine whether the policy is being effectively implemented district-wide and at each district school, the following indicators shall be used:

1. Number of minutes of physical education instruction offered at each grade span
2. Results of the state's physical fitness test
3. An analysis of the nutritional content of meals served based on a sample of menus
4. Student participation rates in school meal programs, compared to percentage of students eligible for free and reduced-price meals
5. Number of sales of non-nutritious foods and beverages in fundraisers or other venues outside of the district's meal programs
6. Any other indicators recommended by the Superintendent and approved by the Board

### **Posting Requirements**

Each school shall post the district's policies and regulations on nutrition and physical activity in public view within all school cafeterias or in other central eating areas.  
(Education Code 49432)

#### Legal Reference :

##### EDUCATION CODE

- 33350-33354 CDE responsibilities re: physical education
  - 49430-49436 Pupil Nutrition, Health, and Achievement Act of 2001
  - 49490-49494 School breakfast and lunch programs
  - 49500-49505 School meals
  - 49510-49520 Nutrition
  - 49530-49536 Child Nutrition Act
  - 49540-49546 Child care food program
  - 49547-49548 .3 Comprehensive nutrition services
  - 49550-49561 Meals for needy students
  - 49565-49565.8 California Fresh Start pilot program
  - 49570 National School Lunch Act
  - 51210 Course of study, grades 1-6
  - 51220 Course of study, grades 7-12
  - 51222 Physical education
  - 51223 Physical education, elementary schools
  - 51795-51796.5 School instructional gardens
  - 51880-51921 Comprehensive health education
- ##### CODE OF REGULATIONS , TITLE 5
- 15500-15501 Food sales by student organizations

15510 Mandatory meals for needy students  
15530-15535 Nutrition education  
15550-15565 School lunch and breakfast programs  
UNITED STATES CODE, TITLE 42  
1751-1769 National School Lunch Program, especially:  
1758b Local wellness policy  
1771-1791 Child Nutrition Act, including:  
1773 School Breakfast Program  
1779 Rules and regulations, Child Nutrition Act  
CODE OF FEDERAL REGULATIONS, TITLE 7  
210.1-210.31 National School Lunch Program  
220.1-220.21 National School Breakfast Program  
COURT DECISIONS  
Frazer v. Dixon Unified School District, (1993) 18 Cal.App.4th 781

Management Resources:

CSBA PUBLICATIONS

Building Healthy Communities: A School Leader's Guide to Collaboration and Community Engagement, 2009  
Safe Routes to School: Program and Policy Strategies for School Districts, Policy Brief, 2009  
Monitoring for Success: Student Wellness Policy Implementation Monitoring Report and Guide, 2007  
Nutrition Standards for Schools: Implications for Student Wellness, Policy Brief, rev. October 2007  
Physical Education and California Schools, Policy Brief, rev. October 2007  
Student Wellness: A Healthy Food and Physical Activity Policy Resource Guide, rev. April 2006  
School-Based Marketing of Foods and Beverages: Policy Implications for School Boards, Policy Brief, March 2006

CALIFORNIA DEPARTMENT OF EDUCATION PUBLICATIONS

Physical Education Framework for California Public Schools, Kindergarten Through Grade Twelve, 2009  
Healthy Children Ready to Learn: A White Paper on Health, Nutrition, and Physical Education, January 2005  
Health Framework for California Public Schools, Kindergarten Through Grade Twelve, 2003

CALIFORNIA PROJECT LEAN PUBLICATIONS

Policy in Action: A Guide to Implementing Your Local School Wellness Policy, October 2006

CENTER FOR COLLABORATIVE SOLUTIONS

Changing Lives, Saving Lives: A Step-by-Step Guide to Developing Exemplary Practices in Healthy Eating, Physical Activity and Food Security in Afterschool Programs, March 2010

CENTERS FOR DISEASE CONTROL AND PREVENTION PUBLICATIONS

School Health Index for Physical Activity and Healthy Eating: A Self-Assessment and

Planning Guide, 2005

NATIONAL ASSOCIATION OF STATE BOARDS OF EDUCATION  
PUBLICATIONS

Fit, Healthy and Ready to Learn, 2000

U.S. DEPARTMENT OF AGRICULTURE PUBLICATIONS

Dietary Guidelines for Americans, 2005

Changing the Scene, Improving the School Nutrition Environment: A Guide to Local  
Action, 2000

WEB SITES

CSBA:<http://www.csba.org>

Action for Healthy Kids: <http://www.actionforhealthykids.org>

California Department of Education, Nutrition Services Division:

<http://www.cde.ca.gov/ls/nu>

California Department of Public Health: <http://www.cdph.ca.gov>

California Healthy Kids Resource Center: <http://www.californiahealthykids.org>

California Project LEAN (Leaders Encouraging Activity and Nutrition):

<http://www.californiaprojectlean.org>

California School Nutrition Association: <http://www.calsna.org>

Center for Collaborative Solutions: <http://www.cescenter.org>

Centers for Disease Control and Prevention: <http://www.cdc.gov>

Dairy Council of California: <http://www.dairycouncilofca.org>

National Alliance for Nutrition and Activity:

<http://www.cspinet.org/nutritionpolicy/nana.html>

National Association of State Boards of Education: <http://www.nasbe.org>

National School Boards Association: <http://www.nsba.org>

School Nutrition Association: <http://www.schoolnutrition.org>

Society for Nutrition Education: <http://www.sne.org>

U.S. Department of Agriculture, Food Nutrition Service, wellness policy:

<http://www.fus.usda.gov/tn/Healthy/wellnesspolicy.html>

(11/05 11/07) 7/11

GUSD Adopted July 11, 2012

# CSBA Sample

## Board Policy

### Student Wellness

BP 5030  
Students

\*\*\*Note: The Healthy, Hunger-Free Kids Act of 2010 (42 USC 1758b) mandates each district participating in the National School Lunch Program (42 USC 1751-1769) or any program in the Child Nutrition Act of 1966 (42 USC 1771-1791), including the School Breakfast Program, to adopt a districtwide school wellness policy. The following policy fulfills this mandate and should be revised to reflect district practice. Other policies in the district's policy manual will likely contain additional provisions supporting this wellness policy, such as BP 3312 - Contracts, BP/AR 3550 - Food Service/Child Nutrition Program, BP/AR 3552 - Summer Meal Program, BP/AR 3553 - Free and Reduced Price Meals, BP/AR 3554 - Other Food Sales, BP/AR 6142.7 - Physical Education and Activity, and BP/AR 6142.8 - Comprehensive Health Education.\*\*\*

\*\*\*Note: Although the Governing Board has discretion under 42 USC 1758b to determine specific policies appropriate for its schools, the U.S. Department of Agriculture (USDA) is required to develop regulations that provide a framework and guidelines to assist districts in establishing their student wellness policies and to provide technical assistance through the Centers for Disease Control and Prevention (CDC). Currently the USDA and CDC provide resources and implementation tools on their web sites. In addition, CSBA's Student Wellness: A Healthy Food and Physical Activity Policy Resource Guide summarizes research on the relationship between nutrition and physical activity and student achievement, provides worksheets for policy development, and contains other resources that may be useful in the development of the wellness policy.\*\*\*

\*\*\*Note: The following paragraph links student wellness with the components of a coordinated school health approach recommended in the California Department of Education's (CDE) Health Framework for California Public Schools and may be revised to reflect district practice.\*\*\*

The Governing Board recognizes the link between student health and learning and desires to provide a comprehensive program promoting healthy eating and physical activity for district students. The Superintendent or designee shall coordinate and align district efforts to support student wellness through health education, physical education and activity, health services, nutrition services, psychological and counseling services, and a safe and healthy school environment. In addition, the Superintendent or designee shall develop strategies for promoting staff wellness and for involving parents/guardians and the community in reinforcing students' understanding and appreciation of the importance of a healthy lifestyle.

(cf. 1020 - Youth Services)  
(cf. 3513.3 - Tobacco-Free Schools)  
(cf. 3514 - Environmental Safety)  
(cf. 5131.6 - Alcohol and Other Drugs)

- (cf. 5131.61 - Drug Testing)
- (cf. 5131.62 - Tobacco)
- (cf. 5131.63 - Steroids)
- (cf. 5141 - Health Care and Emergencies)
- (cf. 5141.22 - Infectious Diseases)
- (cf. 5141.3 - Health Examinations)
- (cf. 5141.31 - Immunizations)
- (cf. 5141.32 - Health Screening for School Entry)
- (cf. 5141.6 - School Health Services)

- (cf. 6142.1 - Sexual Health and HIV/AIDS Prevention Education)
- (cf. 6164.2 - Guidance/Counseling Services)

**School Health Council/Committee**

\*\*\*Note: 42 USC 1758b requires that specified stakeholders be permitted to participate in the development, implementation, and periodic review and update of the district's wellness policy. One method to achieve continuing involvement of those groups and other key stakeholders could be through the creation of a school health council, as recommended in the CDE's Health Framework for California Public Schools. Pursuant to Government Code 54952, committees created by formal action of the Board are subject to open meeting laws (the Brown Act); see AR 1220 - Citizen Advisory Committees.\*\*\*

The Superintendent or designee shall encourage parents/guardians, students, food service employees, physical education teachers, school health professionals, Board members, school administrators, and members of the public to participate in the development, implementation, and periodic review and update of the district's student wellness policy. (42 USC 1758b) *The district's School Site council (may include additional members – such as school board members), will serve as the District Health Council. (from existing policy)*

\*\*\*Note: The remainder of this section is optional and may be revised to reflect district practice.\*\*\*

To fulfill this requirement, the Superintendent or designee may appoint a school health council or other district committee whose membership shall include representatives of these groups. He/she also may invite participation of other groups or individuals, such as health educators, curriculum directors, counselors, before- and after-school program staff, health practitioners, and/or others interested in school health issues.

- (cf. 1220 - Citizen Advisory Committees)
- (cf. 9140 - Board Representatives)

The school health council/committee shall advise the district on health-related issues, activities, policies, and programs. At the discretion of the Superintendent or designee, the duties of the council/committee may also include the planning, implementation, and evaluation of activities to promote health within the school or community.



## Goals for Nutrition, Physical Activity, and Other Wellness Activities

\*\*\*Note: 42 USC 1758b mandates that the district's wellness policy include goals for the activities specified below.\*\*\*

The Board shall adopt goals for nutrition promotion and education, physical activity, and other school-based activities that promote student wellness. (42 USC 1758b)

(cf. 0000 - Vision)  
(cf. 0200 - Goals for the School District)

\*\*\*Note: The remainder of this section provides policy language to address this mandated topic and should be revised to reflect district practice.\*\*\*

The district's nutrition education and physical education programs shall be based on research, shall be consistent with the expectations established in the state's curriculum frameworks and content standards, and shall be designed to build the skills and knowledge that all students need to maintain a healthy lifestyle.

(cf. 6011 - Academic Standards)  
(cf. 6142.7 - Physical Education and Activity)  
(cf. 6142.8 - Comprehensive Health Education)  
(cf. 6143 - Courses of Study)

The nutrition education program shall include, but is not limited to, information about the benefits of healthy eating for learning, disease prevention, weight management, and oral health. Nutrition education shall be provided as part of the health education program and, as appropriate, shall be integrated into other academic subjects in the regular educational program, before- and after-school programs, summer learning programs, and school garden programs.

(cf. 5148.2 - Before/After School Programs)  
(cf. 6177 - Summer Learning Programs)

To reinforce the district's nutrition education program, the Board prohibits the marketing and advertising of non-nutritious foods and beverages through signage, vending machine fronts, logos, scoreboards, school supplies, advertisements in school publications, coupon or incentive programs, free give-aways, or other means.

(cf. 1325 - Advertising and Promotion)

All students shall be provided opportunities to be physically active on a regular basis. Opportunities for moderate to vigorous physical activity shall be provided through physical education and recess and may also be provided through school athletic programs, extracurricular programs, before- and after-school programs, summer learning programs, programs encouraging students to walk or bicycle to and from school, in-class physical activity breaks, and other

structured and unstructured activities.

- (cf. 5142.2 - Safe Routes to School Program)
- (cf. 6145 - Extracurricular and Cocurricular Activities)
- (cf. 6145.2 - Athletic Competition)

The Board may enter into a joint use agreement or memorandum of understanding to make district facilities or grounds available for recreational or sports activities outside the school day and/or to use community facilities to expand students' access to opportunity for physical activity.

- (cf. 1330.1 - Joint Use Agreements)

Professional development shall be regularly offered to health education and physical education teachers, coaches, activity supervisors, food services staff, and other staff as appropriate to enhance their health knowledge and skills.

- (cf. 4131 - Staff Development)
- (cf. 4231 - Staff Development)
- (cf. 4331 - Staff Development)

The Superintendent or designee may disseminate health information and/or the district's student wellness policy to parents/guardians through district or school newsletters, handouts, parent/guardian meetings, district and school web sites, and other communications. Outreach to parents/guardians shall emphasize the relationship between student health and academic performance.

- (cf. 1100 - Communication with the Public)
- (cf. 1112 - Media Relations)
- (cf. 1113 - District and School Web Sites)
- (cf. 1114 - District-Sponsored Social Media)
- (cf. 6020 - Parent Involvement)

In order to ensure that students have access to comprehensive health services, the district may provide access to health services at or near district schools and/or may provide referrals to community resources.

The Board recognizes that a safe, positive school environment is also conducive to students' physical and mental health and thus prohibits bullying and harassment of all students, including bullying on the basis of weight or health condition.

- (cf. 5131.2 - Bullying)
- (cf. 5145.3 - Nondiscrimination/Harassment)

The Superintendent or designee shall encourage staff to serve as positive role models for healthy eating and physical fitness. He/she shall ~~promote~~ encourage work-site wellness programs and

may provide opportunities for regular physical activity among employees.

### **Nutritional Guidelines for Foods Available at School**

\*\*\*Note: 42 USC 1758b mandates that the district's wellness policy include nutritional guidelines that are consistent with federal nutrition standards, as specified below. Federal nutrition standards for the National School Lunch and Breakfast Programs, as amended by 77 Fed. Reg. 17, are aligned with the Dietary Guidelines for Americans. Requirements for the National School Lunch Program (7 CFR 210.10) are effective July 1, 2012. Requirements for the School Breakfast Program (7 CFR 220.23) are applicable through the 2013-14 school year and then will be replaced by the requirements in 7 CFR 220.8. See AR 3550 - Food Service/Child Nutrition Program.\*\*\*

For all foods available on each campus during the school day, the district shall adopt nutritional guidelines which are consistent with 42 USC 1773 and 1779 and federal regulations and which support the objectives of promoting student health and reducing childhood obesity. (42 USC 1758b)

\*\*\*Note: The remainder of this section provides policy language to address this mandated topic and should be revised to reflect district practice.\*\*\*

In order to maximize the district's ability to provide nutritious meals and snacks, all district schools shall participate in available federal school nutrition programs, including the National School Lunch and School Breakfast Programs and after-school snack programs, to the extent possible. When approved by the California Department of Education, the district may sponsor a summer meal program.

- (cf. 3550 - Food Service/Child Nutrition Program)
- (cf. 3552 - Summer Meal Program)
- (cf. 3553 - Free and Reduced Price Meals)
- (cf. 5141.27 - Food Allergies/Special Dietary Needs)
- (cf. 5148 - Child Care and Development)
- (cf. 5148.3 - Preschool/Early Childhood Education)

\*\*\*Note: Pursuant to 42 USC 1758, schools participating in the National School Lunch Program are required to make free drinking water available for consumption at locations where meals are served during meal service. In addition, Education Code 38086 requires all California schools to make free drinking water available during school meal times, unless the Board adopts a resolution demonstrating that the district is unable to comply due to fiscal constraints or health or safety concerns. See AR 3550 - Food Service/Child Nutrition Program for policy language related to these requirements. Also see CSBA's policy brief Increasing Access to Drinking Water in Schools for further information and sample strategies for providing water and encouraging consumption.\*\*\*

The Superintendent or designee shall provide access to free potable water during meal times in the food service area in accordance with Education Code 38086 and 42 USC 1758, and shall encourage students' consumption of water by educating them about the health benefits of water and serving water in an appealing manner.

\*\*\*Note: Nutrition standards pertaining to food sales outside the food services program (e.g., sales through vending machines, student stores, and fundraisers) are addressed in AR 3554 - Other Food Sales. Pursuant to 42 USC 1758b, the USDA is required to establish nutrition standards for all foods sold and served in school at any time during the school day, although exemptions may be allowed for school-sponsored fundraisers if the fundraisers are approved by the school and are infrequent. Districts will be required to implement the standards beginning one school year following the approval of the federal rule.\*\*\*

The Board believes that all foods and beverages sold to students at district schools, including those available outside the district's food services program, should support the health curriculum and promote optimal health. Nutritional standards adopted by the district for foods and beverages provided through student stores, vending machines, or other venues shall meet or exceed state and federal nutritional standards.

(cf. 3312 - Contracts)  
(cf. 3554 - Other Food Sales)

The Superintendent or designee shall encourage school organizations to use healthy food items or (*preferably*) non-food items for fundraising purposes. He/she also shall encourage school staff to avoid the use of non-nutritious foods *and preferably not use food* as a reward for students' academic performance, accomplishments, or classroom behavior. (*from existing policy*)

(cf. 1230 - School-Connected Organizations)

School staff shall encourage parents/guardians or other volunteers to support the district's nutrition education program by considering nutritional quality when selecting any snacks which they may donate for occasional class parties. Class parties or celebrations shall be held *at least two hours before or two hours after the lunch period* ~~when possible~~. (*from existing policy*)

### **Program Implementation and Evaluation**

The Superintendent shall designate one or more district or school employees, as appropriate, to ensure that each school site complies with this policy. (42 USC 1758b)

(cf. 0500 - Accountability)  
(cf. 3555 - Nutrition Program Compliance)

\*\*\*Note: 42 USC 1758b requires periodic assessment of the implementation of the wellness policy, but does not define any specific timeline. CSBA's publication *Monitoring for Success: A Guide for Assessing and Strengthening Student Wellness Policies* recommends that a report on the implementation of the wellness policy be provided to the Board at least once every two years. The following optional paragraph may be revised to reflect district practice.\*\*\*

The Superintendent or designee shall assess the implementation and effectiveness of this policy *periodically at least once every two years*.

\*\*\*Note: 42 USC 1758b requires that the district assessment include a comparison of the district's policy with model wellness policies. See the USDA's web site for model policies and best practices recommended by federal and state agencies and nongovernmental organizations.\*\*\*

The assessment shall include the extent to which district schools are in compliance with this policy, the extent to which this policy compares to model wellness policies available from the U.S. Department of Agriculture, and a description of the progress made in attaining the goals of the wellness policy. (42 USC 1758b)

\*\*\*Note: Items #1-8 below are optional and may be revised to reflect district practice. For further information about the following indicators and a list of other possible indicators, see CSBA's Monitoring for Success: A Guide for Assessing and Strengthening Student Wellness Policies. The guide also describes possible data sources that may be used for each indicator and includes a sample report format. Indicators selected by the district may include a mix of process measures (e.g., level of student participation, number of classes, staffing, and costs) as well as outcome measures that assess the policy's impact on students (e.g., physical fitness test results, Body Mass Index, and food choices).\*\*\*

The Board and the Superintendent or designee shall establish indicators that will be used to measure the implementation and effectiveness of the district activities related to student wellness. Such indicators may include, but are not limited to:

1. ~~Descriptions of the district's nutrition education, physical education, and health education curricula and the extent to which they align with state academic content standards and legal requirements~~
1. An analysis of the nutritional content of school meals and snacks served in all district programs, based on a sample of menus and production records
2. Student participation rates in all school meal and/or snack programs, including the number of students enrolled in the free and reduced-price meals program compared to the number of students eligible for that program
3. ~~Number of sales of non-nutritious foods and beverages in fundraisers or other venues outside of the district's meal programs. -Extent to which foods sold on campus outside the food services program, such as through vending machines, student stores, or fundraisers, comply with nutritional standards~~
4. Results of the state's physical fitness test at applicable grade levels
5. Number of minutes of physical education offered at each grade span, ~~and the estimated percentage of class time spent in moderate to vigorous physical activity~~
7. ~~A description of district efforts to provide additional opportunities for physical activity outside of the physical education program~~

~~8. A description of other districtwide or school-based wellness activities offered, including the number of sites and/or students participating, as appropriate~~

6. Any other indicators recommended by the Superintendent and approved by the Board

(from existing policy – total of six indicators)

The Superintendent or designee shall invite feedback on district and school wellness activities from food service personnel, school administrators, the school health council, parents/guardians, students, teachers, before- and after-school program staff, and/or other appropriate persons.

As feasible, the assessment report may include a comparison of results across multiple years, a comparison of district data with county, statewide, or national data, and/or a comparison of wellness data with other student outcomes such as academic indicators or student discipline rates.

The Superintendent or designee shall inform and update the public, including parents/guardians, students, and others in the community, about the content and implementation of this policy and assessment results. (42 USC 1758b)

In addition, the assessment results shall be submitted to the Board for the purposes of evaluating policy and practice, recognizing accomplishments, and making policy adjustments as needed to focus district resources and efforts on actions that are most likely to make a positive impact on student health and achievement.

### **Posting Requirements**

Each school shall post the district's policies and regulations on nutrition and physical activity in public view within all school cafeterias or in other central eating areas. (Education Code 49432)

\*\*\*Note: Education Code 49432 authorizes, but does not require, schools to post a summary of nutrition and physical activity laws and regulations. The following paragraph is optional.\*\*\*

~~Each school shall also post a summary of nutrition and physical activity laws and regulations prepared by the California Department of Education.~~

### Legal Reference:

#### EDUCATION CODE

33350-33354 CDE responsibilities re: physical education  
49430-49434 Pupil Nutrition, Health, and Achievement Act of 2001  
49490-49494 School breakfast and lunch programs  
49500-49505 School meals  
49510-49520 Nutrition

49530-49536 Child Nutrition Act  
 49540-49546 Child care food program  
 49547-49548.3 Comprehensive nutrition services  
 49550-49561 Meals for needy students  
 49565-49565.8 California Fresh Start pilot program  
 49570 National School Lunch Act  
 51210 Course of study, grades 1-6  
 51220 Course of study, grades 7-12  
 51222 Physical education  
 51223 Physical education, elementary schools  
 51795-51796.5 School instructional gardens  
 51880-51921 Comprehensive health education  
 CODE OF REGULATIONS, TITLE 5  
 15500-15501 Food sales by student organizations  
 15510 Mandatory meals for needy students  
 15530-15535 Nutrition education  
 15550-15565 School lunch and breakfast programs  
 UNITED STATES CODE, TITLE 42  
 1751-1769 National School Lunch Program, especially:  
 1758b Local wellness policy  
 1771-1791 Child Nutrition Act, especially:  
 1773 School Breakfast Program  
 1779 Rules and regulations, Child Nutrition Act  
 CODE OF FEDERAL REGULATIONS, TITLE 7  
 210.1-210.31 National School Lunch Program  
 220.1-220.23 National School Breakfast Program  
 COURT DECISIONS  
 Frazer v. Dixon Unified School District, (1993) 18 Cal.App.4th 781

Management Resources:

CSBA PUBLICATIONS

Increasing Access to Drinking Water in Schools, Policy Brief, March 2013  
 Monitoring for Success: A Guide for Assessing and Strengthening Student Wellness Policies, rev. 2012  
 Nutrition Standards for Schools: Implications for Student Wellness, Policy Brief, rev. April 2012  
 Student Wellness: A Healthy Food and Physical Activity Policy Resource Guide, rev. 2012  
 Building Healthy Communities: A School Leader's Guide to Collaboration and Community Engagement, 2009  
 Safe Routes to School: Program and Policy Strategies for School Districts, Policy Brief, 2009  
 Physical Education and California Schools, Policy Brief, rev. October 2007  
 School-Based Marketing of Foods and Beverages: Policy Implications for School Boards, Policy Brief, March 2006

CALIFORNIA DEPARTMENT OF EDUCATION PUBLICATIONS

Physical Education Framework for California Public Schools, Kindergarten Through Grade Twelve, 2009

Health Framework for California Public Schools, Kindergarten Through Grade Twelve, 2003  
CALIFORNIA PROJECT LEAN PUBLICATIONS  
Policy in Action: A Guide to Implementing Your Local School Wellness Policy, October 2006  
CENTER FOR COLLABORATIVE SOLUTIONS  
Changing Lives, Saving Lives: A Step-by-Step Guide to Developing Exemplary Practices in  
Healthy Eating, Physical Activity and Food Security in Afterschool Programs, March 2010  
CENTERS FOR DISEASE CONTROL AND PREVENTION PUBLICATIONS  
School Health Index for Physical Activity and Healthy Eating: A Self-Assessment and Planning  
Guide, 2005  
FEDERAL REGISTER  
Rules and Regulations, January 26, 2012, Vol. 77, Number 17, pages 4088-4167  
NATIONAL ASSOCIATION OF STATE BOARDS OF EDUCATION PUBLICATIONS  
Fit, Healthy and Ready to Learn, 2000  
U.S. DEPARTMENT OF AGRICULTURE PUBLICATIONS  
Dietary Guidelines for Americans, 2005  
Changing the Scene, Improving the School Nutrition Environment: A Guide to Local Action,  
2000  
WEB SITES  
CSBA: <http://www.csba.org>  
Action for Healthy Kids: <http://www.actionforhealthykids.org>  
California Department of Education, Nutrition Services Division: <http://www.cde.ca.gov/ls/nu>  
California Department of Public Health: <http://www.cdph.ca.gov>  
California Healthy Kids Resource Center: <http://www.californiahealthykids.org>  
California Project LEAN (Leaders Encouraging Activity and Nutrition):  
<http://www.californiaprojectlean.org>  
California School Nutrition Association: <http://www.calsna.org>  
Center for Collaborative Solutions: <http://www.ccscenter.org>  
Centers for Disease Control and Prevention: <http://www.cdc.gov>  
Dairy Council of California: <http://www.dairycouncilofca.org>  
National Alliance for Nutrition and Activity: <http://www.cspinet.org/nutritionpolicy/nana.html>  
National Association of State Boards of Education: <http://www.nasbe.org>  
School Nutrition Association: <http://www.schoolnutrition.org>  
Society for Nutrition Education: <http://www.sne.org>  
U.S. Department of Agriculture, Food Nutrition Service, wellness policy:  
<http://www.fns.usda.gov/tn/Healthy/wellnesspolicy.html>

(11/07 7/11) 4/13

**Adopted:**

**Gravenstein Union School District  
Sebastopol, California**