

**GRAVENSTEIN UNION SCHOOL DISTRICT
REGULAR BOARD MEETING
MINUTES**

October 10, 2012

CALL TO ORDER

Pres. Horn called the meeting to order at 5:02 PM. Members Weaver, Zlotnick, Crocker, Clerk Wickland and President Horn present.

PUBLIC INPUT ON ITEMS NOT ON THE AGENDA

APPROVAL OF CONSENT AGENDA

A. Approval of Agenda Order

Pres. Horn moved to change the order of the agenda to move V.H up to just after the consent agenda. Clerk Wickland seconded, 5-0 yes.

**B. Approval of Minutes :
Regular Meeting Minutes
September 12, 2012**

C. Vendor Warrants

Mem. Zlotnick requested that some of the larger payments to SCOE be explained.

**D. Williams Quarter Report July
2012 – September 2012**

Pres. Horn moved to adopt the consent agenda with the approval of agenda order changed, Mem. Zlotnick seconded, 5-0 yes.

**(Item V.H.) Sebastopol-area Early
Drug Education Effort**

Mem. Weaver made a presentation on behalf of a coalition aimed at preventing the youth of West Sonoma County from using drugs and alcohol. No action taken.

Hillcrest Building Update

Pres. Horn moved to change the agenda order since architect Doug Hilberman was present, Mem. Zlotnick seconded, 5-0 yes.

**Final Change Order – Bay West
Construction – Hillcrest
Construction Project**

Mem. Crocker moved to accept the change orders, Mem. Zlotnick seconded. Mem. Weaver questioned two budget columns, one internal and one from the architect, varying. The discrepancy was explained. 5-0 yes.

Gravenstein Track Update

Doug Hilberman presented a proposed track design for the Gravenstein track. The cost estimate including hard and soft costs is \$133,088. Mr. Hilberman pointed out that many of the soft costs will be donated, totaling upward of \$16,000 in value.

No action taken.

BOARD REPORTS

Pres. Horn went to the MPF (Magnet Program Foundation) meeting.

SUPERINTENDENT REPORTS

Enrollment – October 2012

Supt. LaMarre presented enrollment for October 2012 showing 705 students. October 2011 showed 675 and October 2010 showed 645 students enrolled.

Mental Health AB3632/Special Education Funding Update on Reimbursement

Supt. LaMarre reported that there may be a 4 year old in our district that is in need of mental health services.

Charter Conversion Update

This will be reported on later in the board meeting.

Hillcrest Building Update

Reported on by Doug Hilberman

Home-to-School Transportation

Petaluma City Schools would like an \$18,000 study done to analyze the benefit of Special Ed Busing not crossing into each other's territory. The study was not approved.

Incumbency Certificate – Bank of New York Mellon (1998 Bond refinance)

HILLCREST REPORT

Principal Fichera reported on field trips, conferences,

GUTA REPORT

Linda Helton stated that GUTA members are involved in various political activities as the November election approaches.

BUSINESS

Resolution 120912-3 in Support of Proposition 30 and Proposition 38

Member Zlotnick moved to support this resolution, Pres. Horn moved to amend the title of the resolution to 121010-1 to reflect today's date. Mem. Crocker only supports 30. Clerk Wickland pointed out that she's also inclined to only support 30, but then the resolution would need to be rewritten. Mem. Crocker moved to amend the resolution 121010-1 to be in support of Prop. 30 only, Mem. Zlotnick seconded, 5-0 yes.

Creation of an Asset Inventory/Reserve Study for the Gravenstein District

The president of the Sonoma County Taxpayer's Association requested that the GUSD board consider creating an asset inventory/reserve study similar to an example from a condominium complex that is presented by Pres. Horn.

Pres. Horn moved to approve this in concept and direct the Supt. to analyze what would be involved in creating this document to determine the feasibility of creating such a document, Mem. Zlotnick seconded, 5-0 yes.

Board Action Designating the General Fund Reserve

Supt. LaMarre is recommending that the board approve a 10% reserve. Mem. Crocker moved to maintain a 10% reserve in the general fund, Pres. Horn seconded. 5-0 yes.

Budget Update on charter Conversions

Supt. LaMarre presented a report from the business office showing the various funding sources now that the schools have converted to charter. No action

**FUTURE MEETING DATES AND
AGENDA ITEMS**

**Next Special Board Meeting –
October 25, 2012 at Gravenstein
School Room 13**

**Next Regularly Scheduled Meeting –
November 14, 2012 at Gravenstein
School Room 13**

**PUBLIC COMMENT ON ITEMS IN
CLOSED SESSION**

ADJOURN TO CLOSED SESSION

Pres. Horn moved to adjourn to close session at 6:48 PM, Mem. Wickland seconded, 5-0 yes.

**A. Personnel -
Classified Confidential 0.50
FTE Business/Administrative
Assistant – Jamie
Worthington**

Zlotnick moved / Crocker seconded to approve hiring, 5-0 yes.

**B. Conference with Labor
Negotiator, District – Mrs.
LaMarre, Ne of Organization
– Gravenstein Union
Teachers Association**

**C. Potential Litigation – per
GC54956.9 (b)(3)(c)**

**D. Public Employee –
Discipline/Dismissal/Release**

E. Superintendent Evaluation

RECONVENE TO OPEN SESSION

Horn moved / Crocker seconded to return to open session at 7:48 PM. 5-0 yes.

**Announce action taken in Closed
Session**

As noted

ADJOURNMENT

Horn moved / Zlotnick seconded to adjourn at 7:48 PM. 5-0 yes.

**GRAVENSTEIN UNION SCHOOL DISTRICT
SPECIAL BOARD MEETING
MINUTES**

October 30, 2012

- | | | |
|-----|---|---|
| I. | CALL TO ORDER | President Horn called the special board meeting to order at 5:02 PM. Members Horn, Weaver and Wickland were present. Member Crocker was absent. Member Zlotnick was in the audience as he was a candidate to be interviewed for the purposes of items II A and B. |
| | | |
| II. | APPOINTMENT OF NEW TRUSTEES TO FILL BOARD VACANCIES | |
| | | |
| | A. INTERVIEW OF CANDIDATES FOR BOARD VACANCIES | Candidate Jan Zlotnick was interviewed by the school board. |
| | | |
| | B. APPROVAL OF APPOINTMENT OF TRUSTEE APPLICANTS | Horn moved / Wickland seconded to appoint Desiree Beck and Jan Zlotnick as Trustees for four year terms beginning Dec. 2012.
3-0 yes |
| | | |
| | <u>ADJOURN</u> | Horn moved / Weaver seconded to adjourn the meeting at 5:23 PM.
4-0 yes. |

**GRAVENSTEIN UNION SCHOOL DISTRICT
SPECIAL BOARD MEETING
MINUTES**

October 25, 2012

I. CALL TO ORDER
President Horn called the special board meeting to order at 5:02 PM. Members Horn, Weaver, Crocker and Wickland were present. Member Zlotnick was absent.

II. APPOINTMENT OF NEW TRUSTEES TO FILL BOARD VACANCIES

A. INTERVIEW OF CANDIDATES FOR BOARD VACANCIES

Candidates Steve Schwartz and Desiree Beck were interviewed by the school board. Candidate Zlotnick was absent.

B. APPROVAL OF APPOINTMENT OF TRUSTEE APPLICANTS

At 5:53 pm Horn moved / Crocker seconded to table this item for another meeting to be set within 10 days. 4-0 yes

III. BUSINESS

A. Resolution #121025-1
Resolution Authorizing Federal Revenues for Child Nutrition to be Expended Initially on Salaries and Benefits Subject to PERS

Crocker moved / Wickland seconded to approve the resolution. 4-0 yes.

B. Budget Transfers

Crocker moved / Horn seconded to approve the budget transfers. 4-0 yes.

ADJOURN

Horn moved, Weaver seconded to adjourn the meeting at 5:59 PM. 4-0 yes.

Checks Dated 10/25/2012 through 11/09/2012

Check Number	Check Date	Pay to the Order of	Fund Object	Expensed Amount	Check Amount
1225818	10/29/2012	Ancient Artifacts	04-5826		697.50
1225819	10/29/2012	Barbara Bassignani	04-8698		130.00
1225820	10/29/2012	Business Card	01-4365	3.90	
			01-4380	.46	
			01-4390	2.53	
			03-4365	52.67	
			03-4380	15.95	
			03-4390	29.15	
			04-4365	40.96	
			04-4380	48.66	
			12-4380	7.09	201.37
1225821	10/29/2012	California Academy of Sciences	03-5826		264.10
1225822	10/29/2012	California's Valued Trust	01-9572		35,979.00
1225823	10/29/2012	Charles Hall	04-5880		35.00
1225824	10/29/2012	Communique	04-5830		230.00
1225825	10/29/2012	Elise Duffau	04-5880		10.00
1225826	10/29/2012	Joel Aguayo	04-5880		35.00
1225827	10/29/2012	John Elze	04-5880		35.00
1225828	10/29/2012	Kathy Kuula	04-8698		190.00
1225829	10/29/2012	Jerri Leighton	12-4310		174.90
1225830	10/29/2012	Pacific Gas & Electric	01-5520	.78	
			03-5520	9.06	
			04-5520	9.84	
			12-5520	.46	20.14
1225831	10/29/2012	Renaissance Learning,inc	04-4340		646.40
1225832	10/29/2012	Reuel Miller	04-5880		35.00
1225833	10/29/2012	Gary Bruce Robb	04-5880		35.00
1225834	10/29/2012	Steven Lee Miller	04-5880		105.00
1225835	10/29/2012	Tony Corsello	04-5880		35.00
1225836	10/29/2012	UCCR/Web of Life Field School	04-5826		11,782.12
1225837	10/29/2012	West County Transportation	03-5804		1,740.00
1226164	11/02/2012	Brookhaven School	04-5800		125.00
1226165	11/02/2012	Dave's Music Workshop	04-5630		110.67
1226166	11/02/2012	Emily Desepte	04-5880		10.00
1226167	11/02/2012	Rodolfo Gutierrez	04-5880		35.00
1226168	11/02/2012	Shannon DeBolt	03-4310		54.00
1226169	11/02/2012	California Academy of Sciences	03-5826		451.75
1226170	11/02/2012	Fran Guerinoni	04-5880		15.00
1226171	11/02/2012	Pacific Gas & Electric	01-5520	222.40	
			03-5520	2,557.63	
			04-5520	2,780.03	
			12-5520	125.36	5,685.42
1226172	11/02/2012	Preferred Meal Systems	13-4710		1,099.36
1226173	11/02/2012	Serena Radford	03-4310		39.00
1226174	11/02/2012	Vision Service Plan	01-9574		1,401.40
1226956	11/05/2012	Brian Sposato	03-5630		29.27
1226957	11/05/2012	Jane Weggenmann	04-5880		10.00

The preceding Checks have been issued in accordance with the District's Policy and authorization of the Board of Trustees. It is recommended that the preceding Checks be approved.

ESCAPE **ONLINE**

Page 1 of 2

Checks Dated 10/25/2012 through 11/09/2012

Check Number	Check Date	Pay to the Order of	Fund Object	Expensed Amount	Check Amount
1226958	11/05/2012	Mathematical Assoc. of America	04-4310		10.00
1226959	11/05/2012	Office Depot	01-4310	2.45	
			03-4310	65.23	
			04-4310	147.13	
			12-4310	109.42	324.23
1226960	11/05/2012	Preferred Meal Systems	13-4710		918.10
1226961	11/05/2012	School Specialty Sax Art Ed	03-4310		34.96
1226962	11/05/2012	Sebastopol Ballet Nutcracker	03-5826		188.00
1226963	11/05/2012	Sebastopol Lock Shop	01-4380	.78	
			03-4380	8.96	
			04-4380	9.75	19.49
1226964	11/05/2012	West Sonoma County Union High	25-5800		75.00
1227303	11/07/2012	Business Card	01-4380	.62	
			03-4380	8.31	
			04-4380	6.47	15.40
1227304	11/07/2012	CDW Government Inc	04-4310		93.23
1227305	11/07/2012	Fishman Supply Company	13-4390		41.47
1227306	11/07/2012	Kenilworth Jr High Honor Bd	04-5826		35.00
1227307	11/07/2012	Martina Fehr-Canela	01-4310	7.66	
			03-4310	88.07	95.73
1227308	11/07/2012	Preferred Meal Systems	13-4710		750.64
1227309	11/07/2012	Sacramento County Off. Of Ed.	01-4110	Textbooks	283.70
1227698	11/09/2012	AXIA	40-6215		839.31
Total Number of Checks				48	65,170.66

Fund Summary

Fund	Description	Check Count	Expensed Amount
01	General Fund	10	37,905.68
03	Gravenstein Elementary Charter	15	5,636.11
04	Hillcrest Middle Charter	29	17,487.76
12	Child Development Fund	5	417.23
13	Cafeteria Fund	4	2,809.57
25	Capital Facilities Fund	1	75.00
40	Special Reserve-capital Proj	1	839.31
Total Number of Checks		48	65,170.66
Less Unpaid Sales Tax Liability			.00
Net (Check Amount)			65,170.66

The preceding Checks have been issued in accordance with the District's Policy and authorization of the Board of Trustees. It is recommended that the preceding Checks be approved.

ESCAPE ONLINE

Page 2 of 2

**QUARTERLY REPORT AND CERTIFICATION
OF THE COUNTY TREASURER
For Quarter Ending September 30, 2012**

The Government Code requires the County Treasurer to render a Quarterly Report to the County Administrator, the Board of Supervisors, the County Auditor, the Treasury Oversight Committee, and the participants of the Treasury Pool.

The Quarterly Report shall state compliance of the portfolio to the County Investment Policy and denote the ability of the pool to meet its pool's expenditures for the next six months, or provide an explanation as to why sufficient money shall or may not be available.

COMPLIANCE CERTIFICATION

I certify that the investments of the Sonoma County Investment Pool are in compliance with the County Investment Policy.

I further certify that the pool has sufficient cash flow available to meet all budgeted expenditure requirements for the next six months.

David E. Sundstrom
Treasurer
County of Sonoma

SONOMA COUNTY POOLED INVESTMENT PROGRAM
For Quarter Ending September 30, 2012

BEGINNING FUND BALANCE (07/01/2012)	\$1,362,625,638
ENDING FUND BALANCE	\$1,328,326,425
AVERAGE DAILY FUND BALANCE	\$1,328,583,913
TOTAL INTEREST EARNED (after fees)	\$2,739,961
INTEREST RATE (after fees)	0.818
INTEREST RATE (before fees)	0.926

TOTAL FUNDS MANAGED BY TREASURY

TOTAL TREASURY BALANCE (including deferred compensation, tobacco endowment, special TRAN investments, active bank accounts and money in transit)	\$1,608,365,982
---	-----------------

SONOMA COUNTY QUARTERLY INVESTMENT REPORT
Quarter Ending September 30, 2012

INVESTMENT POOL YIELD:

The yield during this quarter is .926% before fees and .818% after fees.

MARKET VALUE:

The market value of the portfolio as of September 30, 2012, is at 100.26% of cost. The market values are up from the last Quarterly Report. Market values were obtained from Sungard Financial Systems and Bloomberg.

REVERSE REPURCHASE AGREEMENTS:

The pool has no reverse repurchase agreements.

WEIGHTED AVERAGE MATURITY:

The weighted average days to maturity is 1,153 days.

Excluding SCEIP investments, the weighted average days to maturity is 995 days.


CHARTS:

- Chart 1:** The composition of the Investment Pool by the type of investment.
Chart 2: Interest earnings of the Sonoma County Investment Pool compared to FED FUNDS and Local Agency Investment Fund.

DETAILED LISTING OF INVESTMENTS:

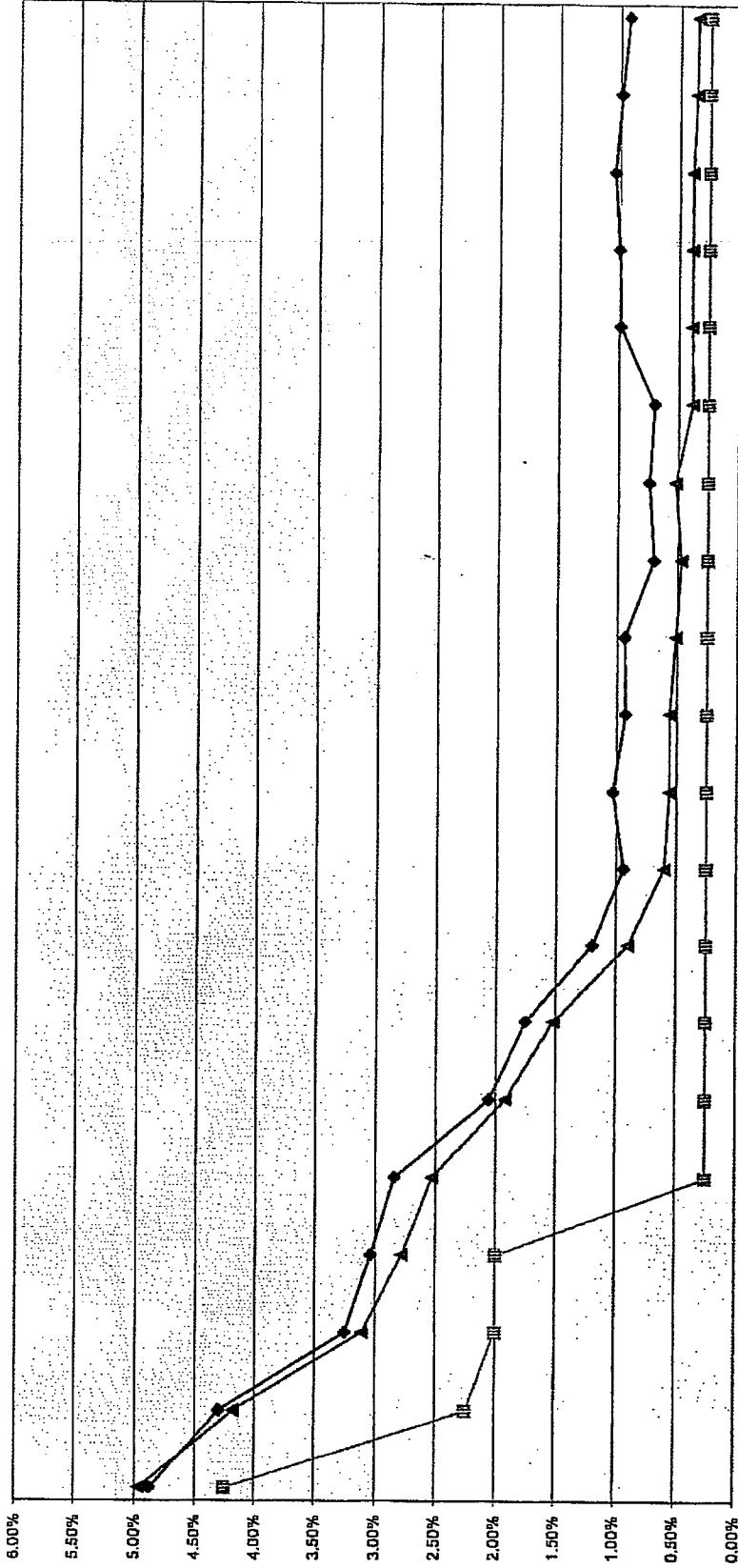
A detailed listing of all investments for the Pooled Investment Fund is located at the end of this report.

SONOMA COUNTY'S POOLED INVESTMENTS AS OF 09/30/2012



- ☐ OTHER GOVERNMENT POOLS & JPA'S 3.70%
- ☐ CASH, CHECKS, AND WARRANTS 2.12%
- ☐ OTHER GOVERNMENTS 71.15%
- ☐ MONEY MARKET MUTUAL FUNDS 3.85%
- ☐ TREASURY BILLS AND NOTES 6.04%
- ☐ CORPORATE BONDS AND NOTES 13.14%

SONOMA COUNTY TREASURER INVESTMENT POOL QUARTERLY YIELD COMPARISON



	Dec-07	Mar-08	Jun-08	Sep-08	Dec-08	Mar-09	Jun-09	Sep-09	Dec-09	Mar-10	Jun-10	Sep-10	Dec-10	Mar-11	Jun-11	Sep-11	Dec-11	Mar-12	Jun-12	Sep-12
Pool	4.88%	4.30%	3.25%	3.04%	2.84%	2.06%	1.75%	1.18%	0.84%	1.03%	0.93%	0.84%	0.70%	0.74%	0.70%	0.98%	1.00%	1.04%	0.98%	0.93%
Fed Fund	4.25%	2.25%	2.00%	2.00%	0.25%	0.25%	0.25%	0.25%	0.25%	0.25%	0.25%	0.25%	0.25%	0.25%	0.25%	0.25%	0.25%	0.25%	0.25%	0.25%
LAIF	4.97%	4.18%	3.11%	2.78%	2.53%	1.92%	1.52%	0.80%	0.80%	0.56%	0.56%	0.81%	0.47%	0.52%	0.38%	0.39%	0.39%	0.39%	0.39%	0.35%

*This does not include special TRAN investments & deferred compensation
 Source: County of Sonoma, Office of the Auditor-Controller-Treasurer-Tax Collector

BOOK VALUE

CHECKS AND WARRANTS IN TRANSIT	\$1,338,978
CASH IN VAULT	\$99,408
CASH IN BANK	\$26,850,948
TREASURY BILLS AND NOTES	\$80,186,018
BANKERS ACCEPTANCES	\$0
OTHER GOVERNMENTS	\$945,087,289
COMMERCIAL PAPER	\$0
CORPORATE BONDS AND NOTES	\$174,494,284
NEGOTIABLE CERTIFICATES OF DEPOSIT	\$0
OTHER GOVERNMENT POOLS AND JPA'S	\$49,121,294
MONEY MARKET MUTUAL FUNDS	\$51,148,206
TOTAL	\$1,328,326,425

**SONOMA COUNTY TREASURY POOLED INVESTMENT INVENTORY
AS OF SEPTEMBER 30, 2012**



Description	Maturity Date	Purchase Date	Coupon Rate	Trading Yield	Current Par / Shares	Current Book / Shares
TREASURY NOTES	05/15/2013	04/15/2011	1.37500	.80641	10,000,000.00	10,034,802.07
TREASURY NOTES	05/31/2013	06/01/2011	.50000	.45673	40,000,000.00	40,011,395.56
TREASURY NOTES	07/15/2013	02/02/2012	1.00000	.20131	20,000,000.00	20,125,460.77
TREASURY NOTES	07/31/2013	02/03/2012	.37500	.20183	10,000,000.00	10,014,359.81
SUBTOTAL TREASURY BILLS AND NOTES		6.04%			80,000,000.00	80,186,018.21
FEDERAL FARM CREDIT BANK	10/12/2012	10/28/2010	.24800	.24786	10,000,000.00	10,000,000.31
FEDERAL FARM CREDIT BANK	12/07/2012	10/29/2009	1.87500	1.88490	10,000,000.00	9,999,828.82
FEDERAL FARM CREDIT BANK	01/25/2013	09/24/2010	.39610	.42602	9,140,000.00	9,139,230.27
FEDERAL FARM CREDIT BANK	01/25/2013	12/08/2010	.39610	.42361	5,100,000.00	5,099,605.09
FEDERAL FARM CREDIT BANK	03/20/2013	02/19/2010	1.62500	1.68593	10,000,000.00	9,997,249.77
SCTA SERIES 2012-1	06/01/2013	04/19/2012	1.30000	1.30000	225,000.00	225,000.00
FEDERAL HOME LOAN BANK	06/21/2013	04/08/2010	1.87500	1.96599	6,000,000.00	5,996,223.62
FEDERAL FARM CREDIT BANK	06/25/2013	05/25/2010	1.37500	1.47900	10,000,000.00	9,992,608.35
HRMS 2012-1	06/30/2013	07/01/2012	1.40000	1.40000	2,775,000.00	2,775,000.00
AIRPORT NOTE 2013-1	06/30/2013	07/01/2012	1.40000	1.40000	500,000.00	500,000.00
AIRPORT NOTE 2013-2	06/30/2013	07/01/2012	1.40000	1.40000	310,000.00	310,000.00
FAIR 2013-1	06/30/2013	07/01/2012	1.40000	1.40000	1,200,000.00	1,200,000.00
FEDERAL NATL MTG ASSN	11/21/2013	11/29/2011	.60000	.61020	10,000,000.00	9,998,849.22
FEDERAL HOME LOAN BANK	11/27/2013	11/14/2011	.37500	.42339	10,000,000.00	9,994,441.37
FEDERAL FARM CREDIT BANK	12/23/2013	12/23/2010	1.30000	1.30614	5,000,000.00	4,999,632.12
FHLMC	02/21/2014	02/21/2012	.45000	.45000	15,000,000.00	15,000,000.00
FHLMC	02/27/2014	02/27/2012	.40000	.40000	10,000,000.00	10,000,000.00
FEDERAL FARM CREDIT BANK	04/21/2014	08/31/2011	.28200	.35515	10,000,000.00	9,989,118.80
FEDERAL FARM CREDIT BANK	04/25/2014	01/25/2012	.43000	.43000	5,000,000.00	5,000,000.00
FEDERAL FARM CREDIT BANK	05/01/2014	02/01/2012	.38000	.38000	5,000,000.00	5,000,000.00
FEDERAL FARM CREDIT BANK	07/25/2014	01/25/2012	.46000	.46000	15,000,000.00	15,000,000.00
SCEIP 2009A-5	09/02/2014	08/03/2009	3.00000	3.00000	1,245.96	1,245.96
SCEIP 2009B-5	09/02/2014	09/01/2009	3.00000	3.00000	3,986.04	3,986.04
FEDERAL FARM CREDIT BANK	10/17/2014	10/17/2011	.73000	.73000	5,000,000.00	5,000,000.00
FEDERAL FARM CREDIT BANK	10/24/2014	10/24/2011	.90000	.90000	5,000,000.00	5,000,000.00
FEDERAL FARM CREDIT BANK	11/21/2014	11/21/2011	.73000	.73844	10,000,000.00	9,998,218.51
FEDERAL NATL MTG ASSN	11/21/2014	11/21/2011	.81000	.81845	5,000,000.00	4,999,109.27
FHLMC	11/25/2014	10/06/2011	.75000	.76104	5,000,000.00	4,998,835.53
FEDERAL NATL MTG ASSN	12/23/2014	12/23/2011	.82500	.82500	5,000,000.00	5,000,000.00
FEDERAL NATL MTG ASSN	01/26/2015	10/26/2011	1.00000	1.00000	5,000,000.00	5,000,000.00
FEDERAL FARM CREDIT BANK	02/03/2015	02/03/2012	.50000	.50000	10,000,000.00	10,000,000.00
FHLMC	02/13/2015	02/13/2012	.55000	.55000	5,000,000.00	5,000,000.00
FEDERAL FARM CREDIT BANK	04/24/2015	08/06/2012	.45000	.45000	15,000,000.00	15,002,250.00
FEDERAL NATL MTG ASSN	04/30/2015	04/30/2012	.65000	.65000	10,000,000.00	10,000,000.00
FHLMC	05/22/2015	05/22/2012	.60000	.60337	10,000,000.00	9,999,120.55
FEDERAL FARM CREDIT BANK	08/10/2015	02/10/2012	.59000	.61893	15,000,000.00	14,987,748.62
SCEIP 2009C-5	09/02/2015	11/02/2009	3.00000	3.00000	19,041.99	19,041.99
SCEIP 2009D-5	09/02/2015	12/01/2009	3.00000	3.00000	2,023.43	2,023.43
SCEIP 2010A-5	09/02/2015	01/04/2010	3.00000	3.00000	10,939.16	10,939.16
SCEIP 2010B-5	09/02/2015	03/01/2010	3.00000	3.00000	45,101.80	45,101.80
SCEIP 2010C-5	09/02/2015	04/01/2010	3.00000	3.00000	10,653.30	10,653.30
SCEIP 2010D-5	09/02/2015	06/30/2010	3.00000	3.00000	3,240.89	3,240.89
FEDERAL HOME LOAN BANK	10/15/2015	10/15/2010	1.00000	1.00000	12,075,000.00	12,075,000.00
FEDERAL FARM CREDIT BANK	10/19/2015	10/19/2011	1.29000	1.29000	5,000,000.00	5,000,000.00
FEDERAL FARM CREDIT BANK	11/02/2015	11/02/2011	1.17000	1.19568	10,000,000.00	9,992,286.08
FEDERAL NATL MTG ASSN	12/28/2015	07/05/2012	.75000	.75000	10,000,000.00	10,001,458.33

**SONOMA COUNTY TREASURY POOLED INVESTMENT INVENTORY
AS OF SEPTEMBER 30, 2012**



Description	Maturity Date	Purchase Date	Coupon Rate	Trading Yield	Current Par / Shares	Current Book / Shares
FEDERAL NATL MTG ASSN	02/22/2016	08/30/2012	.60000	.60290	10,000,000.00	10,000,358.50
FEDERAL NATL MTG ASSN	02/24/2016	03/05/2012	.80000	.87705	3,120,000.00	3,111,994.64
FEDERAL FARM CREDIT BANK	03/23/2016	07/31/2012	.62500	.62500	20,000,000.00	20,000,000.00
FEDERAL FARM CREDIT BANK	04/05/2016	07/05/2012	.74000	.74000	15,000,000.00	15,000,000.00
FEDERAL FARM CREDIT BANK	04/11/2016	04/11/2012	1.04000	1.04000	12,200,000.00	12,200,000.00
FEDERAL FARM CREDIT BANK	04/11/2016	04/11/2012	1.04000	1.04000	5,000,000.00	5,000,000.00
FEDERAL FARM CREDIT BANK	04/20/2016	04/20/2011	.28850	.29360	10,000,000.00	9,998,225.23
FEDERAL HOME LOAN BANK	05/02/2016	08/02/2012	.75000	.76360	4,000,000.00	3,998,087.66
FEDERAL FARM CREDIT BANK	05/09/2016	05/09/2012	.90000	.90000	10,000,000.00	10,000,000.00
FHLMC	06/14/2016	12/14/2011	1.25000	1.25000	5,000,000.00	5,000,000.00
FEDERAL FARM CREDIT BANK	06/27/2016	09/27/2012	.59000	.59000	5,000,000.00	5,000,000.00
FEDERAL FARM CREDIT BANK	06/27/2016	09/28/2012	.62000	.62000	10,000,000.00	10,000,172.22
FEDERAL FARM CREDIT BANK	06/27/2016	09/28/2012	.59000	.59000	15,650,000.00	15,650,256.49
FEDERAL FARM CREDIT BANK	07/19/2016	07/24/2012	.71000	.71000	20,000,000.00	20,001,972.22
FEDERAL FARM CREDIT BANK	08/02/2016	08/02/2012	.59000	.61535	10,000,000.00	9,990,410.68
FEDERAL HOME LOAN BANK	08/15/2016	08/15/2011	2.00000	2.00000	5,000,000.00	5,000,000.00
FEDERAL HOME LOAN BANK	08/15/2016	08/15/2011	2.00000	2.00000	5,000,000.00	5,000,000.00
FEDERAL FARM CREDIT BANK	08/26/2016	08/29/2012	.86000	.86383	10,000,000.00	9,999,967.28
FEDERAL FARM CREDIT BANK	09/26/2016	09/27/2012	.68000	.68000	12,875,000.00	12,875,243.19
FEDERAL HOME LOAN BANK	10/24/2016	07/24/2012	.89000	.89000	5,000,000.00	5,000,000.00
FEDERAL NATL MTG ASSN	10/24/2016	10/24/2011	1.70000	1.70000	15,000,000.00	15,000,000.00
FEDERAL NATL MTG ASSN	10/25/2016	10/25/2011	1.50000	1.50000	10,000,000.00	10,000,000.00
FEDERAL NATL MTG ASSN	10/26/2016	10/26/2011	1.25000	1.25000	5,000,000.00	5,000,000.00
FEDERAL NATL MTG ASSN	10/26/2016	10/26/2011	1.25000	1.25000	15,325,000.00	15,325,000.00
FEDERAL NATL MTG ASSN	10/26/2016	10/26/2011	1.25000	1.25000	10,000,000.00	10,000,000.00
FHLMC	10/26/2016	10/26/2011	1.50000	1.50000	10,000,000.00	10,000,000.00
FEDERAL NATL MTG ASSN	10/28/2016	10/28/2011	1.37500	1.37500	10,000,000.00	10,000,000.00
FEDERAL NATL MTG ASSN	11/23/2016	11/23/2011	1.25000	1.25000	10,000,000.00	10,000,000.00
FEDERAL NATL MTG ASSN	11/23/2016	11/23/2011	1.12500	1.12500	10,000,000.00	10,000,000.00
FEDERAL NATL MTG ASSN	11/28/2016	11/28/2011	1.25000	1.25000	10,500,000.00	10,500,000.00
FEDERAL NATL MTG ASSN	11/28/2016	11/28/2011	1.25000	1.25000	10,000,000.00	10,000,000.00
FEDERAL NATL MTG ASSN	12/20/2016	06/20/2012	1.02000	1.02000	10,000,000.00	10,000,000.00
FEDERAL NATL MTG ASSN	12/28/2016	12/28/2011	1.25000	1.25000	15,000,000.00	15,000,000.00
FEDERAL NATL MTG ASSN	12/28/2016	12/28/2011	1.12500	1.12500	5,000,000.00	5,000,000.00
FEDERAL NATL MTG ASSN	01/10/2017	01/10/2012	.62500	.62500	10,000,000.00	10,000,000.00
FEDERAL FARM CREDIT BANK	02/06/2017	02/06/2012	1.07000	1.07000	9,000,000.00	9,000,000.00
FEDERAL HOME LOAN BANK	02/17/2017	02/17/2012	1.10000	1.10000	10,000,000.00	10,000,000.00
FEDERAL NATL MTG ASSN	02/22/2017	02/22/2012	1.37500	1.37500	5,000,000.00	5,000,000.00
FEDERAL HOME LOAN BANK	02/23/2017	02/23/2012	1.05000	1.05000	10,000,000.00	10,000,000.00
FEDERAL NATL MTG ASSN	02/28/2017	02/28/2012	.75000	.75000	15,000,000.00	15,000,000.00
FEDERAL NATL MTG ASSN	02/28/2017	02/28/2012	1.10000	1.12062	10,000,000.00	9,991,182.27
FEDERAL NATL MTG ASSN	03/06/2017	04/13/2012	1.25000	1.25000	10,000,000.00	10,000,000.00
FEDERAL NATL MTG ASSN	03/24/2017	09/24/2012	.50000	.50225	10,000,000.00	9,999,004.26
FEDERAL HOME LOAN BANK	04/24/2017	04/24/2012	.66565	.66565	15,000,000.00	15,000,000.00
FHLMC	05/15/2017	05/15/2012	1.25000	1.25000	10,000,000.00	10,000,000.00
FEDERAL NATL MTG ASSN	05/16/2017	05/16/2012	1.32000	1.32000	6,000,000.00	6,000,000.00
FHLMC	06/07/2017	06/07/2012	1.15000	1.15000	10,000,000.00	10,000,000.00
FEDERAL NATL MTG ASSN	06/20/2017	06/20/2012	1.00000	1.00000	8,765,000.00	8,765,000.00
FEDERAL NATL MTG ASSN	06/28/2017	06/28/2012	1.12500	1.12500	15,000,000.00	15,000,000.00
FHLMC	07/24/2017	07/24/2012	1.12500	1.13532	20,000,000.00	19,990,377.87
FEDERAL FARM CREDIT BANK	08/07/2017	08/07/2012	.97000	.97000	15,000,000.00	15,000,000.00
FEDERAL HOME LOAN BANK	08/09/2017	08/09/2012	1.00000	1.00514	15,000,000.00	14,996,358.84

**SONOMA COUNTY TREASURY POOLED INVESTMENT INVENTORY
AS OF SEPTEMBER 30, 2012**



Description	Maturity Date	Purchase Date	Coupon Rate	Trading Yield	Current Par / Shares	Current Book / Shares
FEDERAL NATL MTG ASSN	08/14/2017	08/14/2012	.62500	.62500	10,000,000.00	10,000,000.00
FHLMC	08/14/2017	08/29/2012	1.00000	1.00000	10,000,000.00	10,004,166.67
FEDERAL NATL MTG ASSN	08/16/2017	08/16/2012	.75000	.75408	10,000,000.00	9,998,050.38
FEDERAL NATL MTG ASSN	08/23/2017	08/23/2012	.95000	.95000	10,000,000.00	10,000,000.00
FEDERAL NATL MTG ASSN	08/28/2017	08/28/2012	1.10000	1.10000	5,000,000.00	5,000,000.00
FHLMC	08/28/2017	08/28/2012	1.03000	1.03000	8,250,000.00	8,250,000.00
FEDERAL HOME LOAN BANK	09/06/2017	09/06/2012	1.08000	1.08000	7,425,000.00	7,425,000.00
FHLMC	09/12/2017	09/17/2012	1.00000	1.00000	10,000,000.00	10,001,388.89
SCEIP 2009A-10	09/02/2019	07/01/2009	3.00000	3.00000	101,759.05	101,759.05
SCEIP 2009B-10	09/02/2019	08/03/2009	3.00000	3.00000	123,582.23	123,582.23
SCEIP 2009C-10	09/02/2019	09/01/2009	3.00000	3.00000	76,633.20	76,633.20
SCEIP 2009D-10	09/02/2019	10/01/2009	3.00000	3.00000	732,819.98	732,819.98
SCEIP 2009E-10	09/02/2020	11/02/2009	3.00000	3.00000	117,027.73	117,027.73
SCEIP 2009F-10	09/02/2020	12/01/2009	3.00000	3.00000	116,005.38	116,005.38
SCEIP 2010A-10	09/02/2020	01/04/2010	3.00000	3.00000	201,192.75	201,192.75
SCEIP 2010B-10	09/02/2020	02/01/2010	3.00000	3.00000	91,255.41	91,255.41
SCEIP 2010C-10	09/02/2020	03/01/2010	3.00000	3.00000	158,243.06	158,243.06
SCEIP 2010D-10	09/02/2020	04/01/2010	3.00000	3.00000	100,973.96	100,973.96
SCEIP 2010E-10	09/02/2020	05/03/2010	3.00000	3.00000	53,132.31	53,132.31
SCEIP 2010F-10	09/02/2020	06/01/2010	3.00000	3.00000	179,158.63	179,158.63
SCEIP 2010G-10	09/02/2020	06/30/2010	3.00000	3.00000	157,833.66	157,833.66
SCEIP 2010H-10	09/02/2020	08/02/2010	3.00000	3.00000	205,367.44	205,367.44
SCEIP 2010I-10	09/02/2020	09/01/2010	3.00000	3.00000	59,431.41	59,431.41
SCEIP 2010J-10	09/02/2021	10/01/2010	3.00000	3.00000	98,761.76	98,761.76
SCEIP 2010L-10	09/02/2021	12/01/2010	3.00000	3.00000	287,331.14	287,331.14
SCEIP 2011A-10	09/02/2021	01/03/2011	3.00000	3.00000	37,209.92	37,209.92
SCEIP 2011B-10	09/02/2021	02/01/2011	3.00000	3.00000	95,053.66	95,053.66
SCEIP 2011C-10	09/02/2021	03/01/2011	3.00000	3.00000	79,186.32	79,186.32
SCEIP 2011D-10	09/02/2021	04/01/2011	3.00000	3.00000	265,792.78	265,792.78
SCEIP 2011E-10	09/02/2021	05/02/2011	3.00000	3.00000	113,405.58	113,405.58
SCEIP 2011F-10	09/02/2021	06/01/2011	3.00000	3.00000	161,236.32	161,236.32
SCEIP 2011G-10	09/02/2021	06/30/2011	3.00000	3.00000	58,946.76	58,946.76
SCEIP 2011H-10	09/02/2021	08/01/2011	3.00000	3.00000	255,420.70	255,420.70
SCEIP 2011I-10	09/02/2021	09/01/2011	3.00000	3.00000	153,008.08	153,008.08
SCEIP 2010K-10	09/21/2021	11/01/2010	3.00000	3.00000	86,593.26	86,593.26
SCEIP 2011J-10	09/02/2022	10/03/2011	3.00000	3.00000	12,693.19	12,693.19
SCEIP 2011K-10	09/02/2022	11/01/2011	3.00000	3.00000	119,352.19	119,352.19
SCEIP 2011L-10	09/02/2022	12/01/2011	3.00000	3.00000	29,436.45	29,436.45
SCEIP 2012A-10	09/02/2022	01/03/2012	3.00000	3.00000	26,298.41	26,298.41
SCEIP 2012B-10	09/02/2022	02/01/2012	3.00000	3.00000	14,284.71	14,284.71
SCEIP 2012C-10	09/02/2022	03/01/2012	3.00000	3.00000	12,376.78	12,376.78
SCEIP 2012D-10	09/02/2022	04/02/2012	3.00000	3.00000	31,107.60	31,107.60
SCEIP 2012F-10	09/02/2022	06/01/2012	3.00000	3.00000	103,503.97	103,503.97
SCEIP 2012G-10	09/02/2022	06/29/2012	3.00000	3.00000	7,895.55	7,895.55
SCEIP 2012H-10	09/02/2022	08/01/2012	3.00000	3.00000	65,024.60	65,024.60
SCEIP 2012J-10	09/02/2022	09/04/2012	3.00000	3.00000	13,572.00	13,572.00
SCEIP 2009B-20	09/02/2029	06/01/2009	3.00000	3.00000	215,750.38	215,750.38
SCEIP 2009C-20	09/02/2029	07/01/2009	3.00000	3.00000	311,706.57	311,706.57
SCEIP 2009D-20	09/02/2029	08/03/2009	3.00000	3.00000	662,657.06	662,657.06
SCEIP 2009E-20	09/02/2029	09/01/2009	3.00000	3.00000	3,334,042.70	3,334,042.70
SCEIP 2009F-20	09/02/2029	10/01/2009	3.00000	3.00000	1,304,224.03	1,304,224.03
SCEIP 2009G-20	09/02/2030	11/02/2009	3.00000	3.00000	1,355,131.35	1,355,131.35

**SONOMA COUNTY TREASURY POOLED INVESTMENT INVENTORY
AS OF SEPTEMBER 30, 2012**




Description	Maturity Date	Purchase Date	Coupon Rate	Trading Yield	Current Par / Shares	Current Book / Shares
SCEIP 2009H-20	09/02/2030	12/01/2009	3.00000	3.00000	2,228,784.18	2,228,784.18
SCEIP 2010A-20	09/02/2030	01/04/2010	3.00000	3.00000	2,423,982.22	2,423,982.22
SCEIP 2010B-20	09/02/2030	02/01/2010	3.00000	3.00000	1,709,006.31	1,709,006.31
SCEIP 2010C-20	09/02/2030	03/01/2010	3.00000	3.00000	1,587,571.88	1,587,571.88
SCEIP 2010D-20	09/02/2030	04/01/2010	3.00000	3.00000	1,717,916.73	1,717,916.73
SCEIP 2010E-20	09/02/2030	05/03/2010	3.00000	3.00000	1,386,426.91	1,386,426.91
SCEIP 2010F-20	09/02/2030	06/01/2010	3.00000	3.00000	1,741,067.77	1,741,067.77
SCEIP 2010G-20	09/02/2030	06/30/2010	3.00000	3.00000	1,441,682.88	1,441,682.88
SCEIP 2010H-20	09/02/2030	08/02/2010	3.00000	3.00000	1,616,838.24	1,616,838.24
SCEIP 2010I-20	09/02/2030	09/01/2010	3.00000	3.00000	1,377,773.14	1,377,773.14
SCEIP 2010J-20	09/02/2031	10/01/2010	3.00000	3.00000	883,000.14	883,000.14
SCEIP 2010K-20	09/02/2031	11/01/2010	3.00000	3.00000	1,161,229.40	1,161,229.40
SCEIP 2010L-20	09/02/2031	12/01/2010	3.00000	3.00000	1,392,445.26	1,392,445.26
SCEIP 2011A-20	09/02/2031	01/03/2011	3.00000	3.00000	1,165,719.61	1,165,719.61
SCEIP 2011B-20	09/02/2031	02/01/2011	3.00000	3.00000	1,135,902.32	1,135,902.32
SCEIP 2011C-20	09/02/2031	03/01/2011	3.00000	3.00000	1,033,792.79	1,033,792.79
SCEIP 2011D-20	09/02/2031	04/01/2011	3.00000	3.00000	1,266,961.18	1,266,961.18
SCEIP 2011E-20	09/02/2031	05/02/2011	3.00000	3.00000	722,691.47	722,691.47
SCEIP 2011F-20	09/02/2031	06/01/2011	3.00000	3.00000	615,693.74	615,693.74
SCEIP 2011G-20	09/02/2031	06/30/2011	3.00000	3.00000	1,254,118.14	1,254,118.14
SUBTOTAL OTHER GOVERNMENTS		71.15%			945,179,256.90	945,087,288.82
WELLS FARGO CO MTN	10/23/2012	02/29/2012	5.25000	.41604	20,000,000.00	20,058,183.96
WELLS FARGO CO MTN	01/31/2013	02/09/2012	4.37500	.43710	10,000,000.00	10,130,782.64
GE CAP CORP MTN	05/01/2013	02/09/2012	4.80000	.83738	10,000,000.00	10,229,026.39
GE CAP CORP MTN	05/01/2013	03/13/2012	4.80000	.65097	5,000,000.00	5,119,749.27
GE CAP CORP MTN	05/08/2013	01/25/2012	.58885	.69589	15,000,000.00	14,990,544.25
WELLS FARGO CO MTN	08/01/2013	08/10/2012	5.70000	.58847	23,000,000.00	24,007,334.10
GE CAP CORP MTN	09/16/2013	01/17/2012	1.87500	1.28533	25,000,000.00	25,139,165.30
GE CAP CORP MTN	05/13/2014	04/16/2012	5.90000	1.20025	5,000,000.00	5,373,552.06
GE CAP CORP MTN	05/13/2014	08/14/2012	5.90000	.73011	2,168,000.00	2,379,908.45
GE CAP CORP MTN	06/09/2014	04/16/2012	5.65000	1.22034	5,000,000.00	5,367,635.70
WELLS FARGO CO MTN	10/01/2014	01/27/2012	3.75000	1.28800	5,000,000.00	5,241,038.09
WELLS FARGO CO MTN	10/01/2014	03/13/2012	3.75000	1.18027	5,000,000.00	5,252,053.64
WELLS FARGO CO MTN	10/01/2014	03/21/2012	3.75000	1.15002	5,000,000.00	5,255,144.49
GE CAP CORP MTN	11/14/2014	03/13/2012	3.75000	1.05036	5,000,000.00	5,281,011.15
GE CAP CORP MTN	01/09/2015	05/22/2012	2.15000	1.57699	5,000,000.00	5,063,414.77
GE CAP CORP MTN	06/29/2015	05/22/2012	3.50000	1.71695	5,000,000.00	5,236,953.39
IBM MTN	07/22/2016	05/08/2012	1.95000	1.12018	5,000,000.00	5,153,795.89
WELLS FARGO CO MTN	12/15/2016	04/09/2012	2.62500	2.00008	10,000,000.00	10,249,476.56
GE CAP CORP MTN	04/27/2017	05/23/2012	2.30000	2.50006	5,000,000.00	4,965,514.27
SUBTOTAL CORPORATE NOTES AND BONDS		13.14%			170,168,000.00	174,494,284.37
CAMP	10/01/2012	07/08/2002	.24221	.24221	21,553,242.48	21,553,242.48
FEDERATED MUTUAL FUND	07/01/2013	09/30/2011	.14929	.14929	29,594,963.89	29,594,963.89
SUBTOTAL MONEY MARKET MUTUAL FUNDS		3.85%			51,148,206.37	51,148,206.37
LOCAL AGENCY INVESTMENT FUND	10/01/2012	11/04/2002	.35500	.35500	49,121,293.97	49,121,293.97
SUBTOTAL GOVERNMENT POOLS AND JPA'S		3.70%			49,121,293.97	49,121,293.97
CASH IN BANK		2.02%			25,827,804.58	26,850,948.13

**SONOMA COUNTY TREASURY POOLED INVESTMENT INVENTORY
AS OF SEPTEMBER 30, 2012**



Description	Maturity Date	Purchase Date	Coupon Rate	Trading Yield	Current Par / Shares	Current Book / Shares
CHECK AND WARRANTS IN TRANSIT		0.10%			1,338,977.56	1,338,977.56
CASH IN VAULT		0.01%			99,407.59	99,407.59
GRAND TOTAL		100%			1,322,882,946.97	1,328,326,425.02

November, 2012										Totals
Teachers	K	1	2	3	4	5	6	7	8	
Clark- ENRICH!	16									16
Hanchey	21									21
Crandall - ENRICH!	16									16
Stevenson	10	9								19
Mickel	10									10
Buttner		20								20
Gruner- ENRICH!		20								20
Candau - ENRICH!		19								19
Imholz -ENRICH!			20							20
DeBolt - ENRICH!			21							21
Sprinkle			20							20
Trivunovic			8	9						17
Carlson				18						18
Mackin -ENRICH!				18						18
Mattish - ENRICH!				16						16
Brown - ENRICH!					24					24
Radford					16	7				23
Hillier -ENRICH!					24					24
Lands /Davis						25				25
Chako -ENRICH!						15				15
Oakley					4	1				5
Pugno - ENRICH!						19				19
Helton							18			18
Dexter							21			21
Latham -ENRICH!							21			21
Rich - ENRICH!							25			25
Gorman -ENRICH!								26		26
Collins - ENRICH!								26		26
Weber								29		28
Terschuren								30		30
Sporrer - ENRICH!									23	23
Shore -ENRICH!									22	22
Nordstrom									27	27
Fisher									6	6
Pell									23	23
Gravenstein Campus	73	68	69	61	68	67				406
Hillcrest Campus							85	111	101	297
District Total 11-9-12	73	68	69	61	68	67	85	111	101	703
November, 2011	78	69	59	67	62	84	88	92	79	678
November, 2010	66	55	58	52	82	72	83	78	92	638



Gravenstein Union ESD - RGOB - Successful Close

Courtney Jones <cjones@joneshall.com>

Mon, Oct 22, 2012 at 12:51 PM

To: "bmorton@munifinance.com" <bmorton@munifinance.com>, "cjnelson@bankofny.com" <cjnelson@bankofny.com>, "cpatton@sonoma-county.org" <cpatton@sonoma-county.org>, "david.sundstrom@sonoma-county.org" <david.sundstrom@sonoma-county.org>, "erick.roeser@sonoma-county.org" <erick.roeser@sonoma-county.org>, "greg@isomadvisors.com" <greg@isomadvisors.com>, "janelle.farooque@bnymellon." <janelle.farooque@bnymellon.>, "jason@isomadvisors.com" <jason@isomadvisors.com>, "jkadlec@sonoma-county.org" <jkadlec@sonoma-county.org>, "jland@brandistallman.com" <jland@brandistallman.com>, "llamarre@grav.k12.ca.us" <llamarre@grav.k12.ca.us>, "melinda.murrell@bnymellon.com" <melinda.murrell@bnymellon.com>, "michael.herberger@bnymellon.com" <michael.herberger@bnymellon.com>, "nate@isomadvisors.com" <nate@isomadvisors.com>, "ntallman@brandistallman.com" <ntallman@brandistallman.com>, "perry.tobe@bnymellon.com" <perry.tobe@bnymellon.com>, "randy.osborn@sonoma-county.org" <randy.osborn@sonoma-county.org>, "scott.johnson@cnb.com" <scott.johnson@cnb.com>

Cc: Tamara Bishop <tbishop@joneshall.com>

Ladies and Gentlemen:

I am pleased to report that BNY, acting in its capacity as agent for the County of Sonoma, has confirmed receipt of funds from the note purchaser, City National Bank, today. These funds will be used to redeem in full the outstanding principal and interest due on the 1998 Bonds this Thursday, October 24, in addition to paying related costs of issuance.

Our firm confirms the release of our final approving bond counsel opinion, supporting the validity and tax-exempt status of the Refunding Note.

Thank you all for your participation in making this a successful refinancing for the Gravenstein Union Elementary School District, and congratulations to the District!

-Courtney



JONES HALL

Courtney L. Jones, Esq.
Jones Hall, A Professional Law Association
650 California Street, 18th Floor
San Francisco, CA 94108
(415) 391-5780 (ph)
(415) 391-5784 (fax)
cjones@joneshall.com

Circular 230 Disclaimer. To ensure compliance with requirements imposed by the IRS, we inform you that any U.S. federal tax advice contained in the communication (including any attachments) is not intended or written to be used, and cannot be used, for the purpose of (i) avoiding penalties under the Internal Revenue Code or (ii) promoting, marketing, or recommending to another party any transaction or matter addressed herein.



Department of
EDUCATION



[CDE Home](#) » [School Quality Snapshot](#) » [Search](#) » [Text Report \(Accessible\)](#)

[Graphical Report \(PDF\)](#)

School Quality Snapshot

Text Report (Accessible)

General School Information

School Name Gravenstein Elementary
District Gravenstein Union Elementary
County Sonoma
Address 3840 Twig Ave.
 Sebastopol, CA 95472
Charter School Yes
Grade Span K - 5
Title I Funded Yes
Enrollment 426
CDS Code 49-70714-6051742

California's Academic Performance Index (API)

2012 Growth API	911
State Rank	9
Similar Schools Rank	5
2011-12 Growth from Prior Year	9
Met Schoolwide Growth Target	Yes
All Student Groups Met Target	Yes

API Subgroup Performance - 2012 API Growth

Growth - White 3
 Met - White Yes

2011-12 Enrollment by Race/Ethnicity

Race/Ethnicity	Percent
American Indian or Alaska Native	0%
Asian	4%
Native Hawaiian or Pacific Islander	0%
Filipino	0%
Hispanic or Latino	14%
African American or Black	0%
White	75%
Two or More Races	6%
Not Reported	0%

[back to top](#)

Subgroup Enrollment

Subgroup Designation	Percent
English Learners	8%
Socioeconomically Disadvantaged	15%
Students with Disabilities	1%

Average Class Size

Year	School	District	State
2007-08	18	17	21
2008-09	19	19	21
2009-10	20	17	21
2010-11	20	19	23
2011-12	19	18	23

California Standards Test (CST) English-Language Arts Results (percent proficient and above)

Year	School	District	State
2007-08	69%	72%	46%
2008-09	67%	74%	49%
2009-10	74%	78%	52%
2010-11	80%	79%	54%
2011-12	78%	83%	56%

CST Mathematics Results (percent proficient and above)

Year	School	District	State
2007-08	82%	71%	45%
2008-09	81%	73%	46%
2009-10	74%	67%	48%
2010-11	79%	72%	50%
2011-12	78%	76%	51%

CST Science Results (percent proficient and above)

Year	School	District	State
2007-08	73%	71%	46%
2008-09	67%	77%	50%
2009-10	72%	83%	54%
2010-11	83%	85%	57%
2011-12	82%	87%	60%

CST History/Social Science Results (percent proficient and above)

Year	School	District	State
2007-08	N/A	71%	36%
2008-09	N/A	77%	41%

2009-10	N/A	83%	44%
2010-11	N/A	85%	48%
2011-12	N/A	87%	49%

[back to top](#)

Percentage of English Learners Making Progress in Learning English

Year	School	District	State
2009-10	78%	85%	59%
2010-11	88%	89%	55%
2011-12	90%	89%	63%

Percentage of Students in the Healthy Fitness Zone in 2010-11

Test	School	District	State
Abdominal Strength	83%	91%	84%
Aerobic Capacity	68%	77%	62%
Body Composition	55%	61%	56%
Flexibility	79%	85%	78%
Trunk Extension Strength	98%	98%	90%
Upper Body Strength	72%	77%	73%

Percent 2010-11 Graduates Meeting California State University Requirements

Year	School	District	State
2010-11	N/A	N/A	40%

Cohort Graduation Rates *

Year	School	District	State
2009-10	N/A	N/A	75%

2010-11 N/A N/A 76%

* Only two years of data are available

2010-11 Suspensions and Expulsions as a Percentage of Enrolled Students

School	District	State
0%	2%	12%

2010-11 Average SAT Score

Year	School	District	State
2010-11	N/A	N/A	1,502

California High School Exit Examination (CAHSEE) English-Language Arts Grade 10 Passing Rate

Year	School	District	State
2007-08	N/A	N/A	79%
2008-09	N/A	N/A	79%
2009-10	N/A	N/A	81%
2010-11	N/A	N/A	82%
2011-12	N/A	N/A	83%

CAHSEE Mathematics Grade 10 Passing Rate

Year	School	District	State
2007-08	N/A	N/A	78%
2008-09	N/A	N/A	80%
2009-10	N/A	N/A	81%
2010-11	N/A	N/A	83%
2011-12	N/A	N/A	84%

[back to top](#)

Questions: Evaluation, Research, and Analysis Unit | evaluation@cde.ca.gov | 916-322-3245

California Department of Education
1430 N Street
Sacramento, CA 95814

[Web Policy](#)



Department of
EDUCATION



[CDE Home](#) » [School Quality Snapshot](#) » [Search](#) » [Text Report \(Accessible\)](#)

[Graphical Report \(PDF\)](#)

School Quality Snapshot

Text Report (Accessible)

General School Information

School Name Hillcrest Middle
District Gravenstein Union Elementary
County Sonoma
Address 725 Bloomfield Rd.
 Sebastopol, CA 95472
Charter School Yes
Grade Span 6 - 8
Title I Funded Yes
Enrollment 259
CDS Code 49-70714-6051759

AWARDS

Year	Award
2009	2009 Distinguished School

California's Academic Performance Index (API)

2012 Growth API	925
State Rank	9
Similar Schools Rank	10

2011-12 Growth from Prior Year	30
Met Schoolwide Growth Target	Yes
All Student Groups Met Target	Yes

API Subgroup Performance - 2012 API Growth

Growth - White	21
Met - White	Yes

2011-12 Enrollment by Race/Ethnicity

Race/Ethnicity	Percent
American Indian or Alaska Native	1%
Asian	4%
Native Hawaiian or Pacific Islander	0%
Filipino	0%
Hispanic or Latino	10%
African American or Black	0%
White	82%
Two or More Races	3%
Not Reported	0%

[back to top](#)

Subgroup Enrollment

Subgroup Designation	Percent
English Learners	8%
Socioeconomically Disadvantaged	13%
Students with Disabilities	7%

Average Class Size

Year	School	District	State
2007-08	17	17	21
2008-09	20	19	21

2009-10	18	17	21
2010-11	19	19	23
2011-12	17	18	23

California Standards Test (CST) English-Language Arts Results (percent proficient and above)

Year	School	District	State
2007-08	75%	72%	46%
2008-09	80%	74%	49%
2009-10	81%	78%	52%
2010-11	79%	79%	54%
2011-12	89%	83%	56%

CST Mathematics Results (percent proficient and above)

Year	School	District	State
2007-08	64%	71%	45%
2008-09	68%	73%	46%
2009-10	62%	67%	48%
2010-11	66%	72%	50%
2011-12	74%	76%	51%

CST Science Results (percent proficient and above)

Year	School	District	State
2007-08	69%	71%	46%
2008-09	81%	77%	50%
2009-10	88%	83%	54%
2010-11	88%	85%	57%
2011-12	93%	87%	60%

CST History/Social Science Results (percent proficient and above)

Year	School	District	State
2007-08	59%	71%	36%
2008-09	68%	77%	41%
2009-10	76%	83%	44%
2010-11	88%	85%	48%
2011-12	85%	87%	49%

[back to top](#)

Percentage of English Learners Making Progress in Learning English

Year	School	District	State
2009-10	100%	85%	59%
2010-11	91%	89%	55%
2011-12	86%	89%	63%

Percentage of Students in the Healthy Fitness Zone in 2010-11

Test	School	District	State
Abdominal Strength	95%	91%	84%
Aerobic Capacity	81%	77%	62%
Body Composition	64%	61%	56%
Flexibility	88%	85%	78%
Trunk Extension Strength	98%	98%	90%
Upper Body Strength	79%	77%	73%

Percent 2010-11 Graduates Meeting California State University Requirements

Year	School	District	State
------	--------	----------	-------

2010-11 N/A N/A 40%

Cohort Graduation Rates *

Year	School	District	State
2009-10	N/A	N/A	75%
2010-11	N/A	N/A	76%

* Only two years of data are available

2010-11 Suspensions and Expulsions as a Percentage of Enrolled Students

School	District	State
4%	2%	12%

2010-11 Average SAT Score

Year	School	District	State
2010-11	N/A	N/A	1,502

California High School Exit Examination (CAHSEE) English-Language Arts Grade 10 Passing Rate

Year	School	District	State
2007-08	N/A	N/A	79%
2008-09	N/A	N/A	79%
2009-10	N/A	N/A	81%
2010-11	N/A	N/A	82%
2011-12	N/A	N/A	83%

CAHSEE Mathematics Grade 10 Passing Rate

Year	School	District	State
------	--------	----------	-------

2007-08	N/A	N/A	78%
2008-09	N/A	N/A	80%
2009-10	N/A	N/A	81%
2010-11	N/A	N/A	83%
2011-12	N/A	N/A	84%

[back to top](#)

Questions: Evaluation, Research, and Analysis Unit | evaluation@cde.ca.gov | 916-322-3245

California Department of Education
1430 N Street
Sacramento, CA 95814

[Web Policy](#)

Tim J...
824 - 9714

West County



United

Western Sonoma County Youth Soccer League
dba WEST COUNTY UNITED & WESCO SELECT

Mail: PO Box 423 Sebastopol CA 95473
Office: 130 So. Main St., Ste 213, Sebastopol CA 95472
Ph: 707-823-2443 Fax: 707-823-0314
email: soccer@sonic.net
web site www.wescosoccer.org



March 13, 2012

delivered
11-5-12

Ms. Linda LaMarre
Gravenstein Union School District

Ms. La Marre,

I spoke to Brian Sposato about a month ago about the WESCO/WCU League Board's interest in "adopting" the Hillcrest field. Here is what I perceive that would look like.

1. We would like your permission to move the goals a bit closer together. Currently the field is very long and narrow and we hope the goals moving closer would make it more proportionate.
 - a. We would of course re-anchor the goals so they are safe for students and players alike.
 - b. We would need to be mindful of the football field dimensions so the goals are not dangerously placed.
2. We would like to be actively involved in any maintenance activities providing manpower where feasible as well as supplies.
3. Our ultimate goal is to provide a safe and well maintained field that can be used for Select teams earlier and later in the season as weather permits.

We selected your field because it is currently one of the best maintained fields thanks to Brian's conscientious care and maintenance. In addition the drainage and surface are also wonderful thanks to the hard work of Park Avenue Turf in preparing and installation.

Respectfully,

Debby Bauman, Office Manager
West County United/WESCO Select

Budget Transfer for Board Approval 11/14/12

- BR13-00015 to revise property taxes for FD 01 from prior projections from SCOE

Total \$169,501

- BR13-00018 to set up Charter Revenue (Charter Block Grant, Property in Lieu Taxes & Categorical Block Grant)

FD 03/8015 Charter Block Grant \$ 822,751

FD 04/8015 Charter Block Grant \$ 693,324

FD 03/8096 Charter Property in Lieu \$1,005,094

FD 04/8096 Charter Property in Lieu \$ 791,812

FD 03/8590 Charter Categorical Block \$ 186,875

FD 04/8590 Charter Categorical Block \$ 142,275

- BR13-00019 to set up the Basic Aid supplemental Grant \$\$ to FD 01/8011.

Total \$900,000

BudgetTransfer99a

Budget Transfer Snapshot

Budget Transfer Link # 28997

Budget Transfer # BR13-00015		Status Posted	Type BudRev	Transaction Date 11/06/2012	
Created DSHEPHERD, 11/6/2012		Posted DSHEPHERD, 11/6/2012		Department	
Requisition #		Location		Source Manual	
Comment		FD 01 Property Taxes			
Line Seq	Account #	Comments	Acct Type	Increase	Decrease
1	01-0000-0-0000-0000-8021-000-0000	FD 01 Property Taxes	R	21,031.00	
2	01-0000-0-0000-0000-8022-000-0000	FD 01 Property Taxes	R	551.00	
3	01-0000-0-0000-0000-8041-000-0000	FD 01 Property Taxes	R	2,072,085.00	
4	01-0000-0-0000-0000-8042-000-0000	FD 01 Property Taxes	R	81,223.00	
5	01-0000-0-0000-0000-8043-000-0000	FD 01 Property Taxes	R		870.00
6	01-0000-0-0000-0000-8044-000-0000	FD 01 Property Taxes	R	13,148.00	
7	01-0000-0-0000-0000-8045-000-0000	FD 01 Property Taxes	R	23,283.00	
8	01-0000-0-0000-0000-8021-000-0000	FD 01 Property Taxes	R		20,684.00
9	01-0000-0-0000-0000-8022-000-0000	FD 01 Property Taxes	R		700.00
10	01-0000-0-0000-0000-8041-000-0000	FD 01 Property Taxes	R		1,927,910.00
11	01-0000-0-0000-0000-8042-000-0000	FD 01 Property Taxes	R		72,152.00
12	01-0000-0-0000-0000-8044-000-0000	FD 01 Property Taxes	R		7,800.00
13	01-0000-0-0000-0000-8045-000-0000	FD 01 Property Taxes	R		11,704.00
14	01-0000-0- - 9790- -	FD 01 Property Taxes	B	169,501.00	
				169,501.00	
				169,501.00	

BT # BR13-00015 Net Change to Expense
 BT # BR13-00015 Net Change to Revenue
 BT # BR13-00015 Net Change to Starting Balance
 BT # BR13-00015 Net Change to Fund Balance

DShepherd

Selection Grouped by Budget Transfer Number, sorted by Line Seq

ESCAPE ONLINE

Page 1 of 1

FD- RSRC- Y- GOAL- FUNC- OBJT- SCH- MGMT

Fund 01 - General Fund

	Description	Adopted Budget	Revised Budget	Revenue	Account Balance
01-0000-0-0000-0000-8021-000-0000	Home Owners Exe,Unrestrict	20,684.00	21,031.00		21,031.00
	Total for Object 8021	20,684.00	21,031.00	.00	21,031.00
01-0000-0-0000-0000-8022-000-0000	Timber Yield Ta,Unrestrict	700.00	551.00		551.00
	Total for Object 8022	700.00	551.00	.00	551.00
01-0000-0-0000-0000-8041-000-0000	Secured Tax Rol,Unrestrict	1,927,910.00	2,072,085.00		2,072,085.00
	Total for Object 8041	1,927,910.00	2,072,085.00	.00	2,072,085.00
01-0000-0-0000-0000-8042-000-0000	Unsecured Roll,Unrestrict	72,152.00	81,223.00		81,223.00
	Total for Object 8042	72,152.00	81,223.00	.00	81,223.00
01-0000-0-0000-0000-8043-000-0000	Prior Years' Ta,Unrestrict		870.00		870.00
	Total for Object 8043	.00	870.00	.00	870.00
01-0000-0-0000-0000-8044-000-0000	Supplemental Ta,Unrestrict	7,800.00	13,148.00		13,148.00
	Total for Object 8044	7,800.00	13,148.00	.00	13,148.00
01-0000-0-0000-0000-8045-000-0000	Ed Revenue Augm,Unrestrict	11,704.00	23,283.00		23,283.00
	Total for Object 8045	11,704.00	23,283.00	.00	23,283.00
	Total for Org 020, Fund 01 and Revenue Accounts	2,040,950.00	2,210,451.00	.00	2,210,451.00

FD- RSRC- Y- GOAL- FUNC- OBJT- SCH- MGMT	Description	Adopted Budget	Revised Budget	Revenue	Account Balance
Fund 01 - General Fund					
01-0000-0-0000-0000-8021-000-0000	Home Owners Exe,Unrestrict		20,684.00	21,030.68	346.68-
	Total for Object 8021	.00	20,684.00	21,030.68	346.68-
01-0000-0-0000-0000-8022-000-0000	Timber Yield Ta,Unrestrict		700.00	550.71	149.29
	Total for Object 8022	.00	700.00	550.71	149.29
01-0000-0-0000-0000-8041-000-0000	Secured Tax Rol,Unrestrict	2,063,479.00	1,927,910.00	2,072,085.56	144,175.56-
	Total for Object 8041	2,063,479.00	1,927,910.00	2,072,085.56	144,175.56-
01-0000-0-0000-0000-8042-000-0000	Unsecured Roll,Unrestrict		72,152.00	81,223.17	9,071.17-
	Total for Object 8042	.00	72,152.00	81,223.17	9,071.17-
01-0000-0-0000-0000-8043-000-0000	Prior Years' Ta,Unrestrict		.00	870.11-	870.11
	Total for Object 8043	.00	.00	870.11-	870.11
01-0000-0-0000-0000-8044-000-0000	Supplemental Ta,Unrestrict		7,800.00	13,147.56	5,347.56-
	Total for Object 8044	.00	7,800.00	13,147.56	5,347.56-
01-0000-0-0000-0000-8045-000-0000	Ed Revenue Augm,Unrestrict		11,704.00	23,283.00	11,579.00-
	Total for Object 8045	.00	11,704.00	23,283.00	11,579.00-
	Total for Org 020, Fund 01 and Revenue Accounts	2,063,479.00	2,040,950.00	2,210,450.57	169,500.57-

FD- RSRC- Y- GOAL- FUNC- OBJT- SCH- MGMT	Description	Adopted Budget	Revised Budget	Revenue	Account Balance
Fund 01 - General Fund					
01- 0000- 0- 0000- 0000- 8011- 000- 0000	Revenue Limit S,Unrestric	1,295,077.00	1,295,077.00	646,463.00	648,614.00
01- 0000- 0- 0000- 0000- 8011- 000- AR00	Revenue Limit S,Unrestric			589,608.00	589,608.00
01- 0000- 0- 0000- 0000- 8011- 000- TRGR	Revenue Limit S,Unrestric	292,745.00	292,745.00		292,745.00
	Total for Object 8011	1,002,332.00	1,002,332.00	56,855.00	945,477.00
01- 0000- 0- 0000- 0000- 8019- 000- AR00	Revenue Limit S,Unrestric			589,608.00	589,608.00
	Total for Object 8019	.00	.00	589,608.00	589,608.00
01- 0000- 0- 0000- 0000- 8021- 000- 0000	Home Owners Exe,Unrestric	20,684.00	20,684.00		20,684.00
	Total for Object 8021	20,684.00	20,684.00	.00	20,684.00
01- 0000- 0- 0000- 0000- 8022- 000- 0000	Timber Yield Ta,Unrestric	700.00	700.00		700.00
	Total for Object 8022	700.00	700.00	.00	700.00
01- 0000- 0- 0000- 0000- 8041- 000- 0000	Secured Tax Rol,Unrestric	1,927,910.00	1,927,910.00		1,927,910.00
	Total for Object 8041	1,927,910.00	1,927,910.00	.00	1,927,910.00
01- 0000- 0- 0000- 0000- 8042- 000- 0000	Unsecured Roll,Unrestric	72,152.00	72,152.00		72,152.00
	Total for Object 8042	72,152.00	72,152.00	.00	72,152.00
01- 0000- 0- 0000- 0000- 8044- 000- 0000	Supplemental Ta,Unrestric	7,800.00	7,800.00		7,800.00
	Total for Object 8044	7,800.00	7,800.00	.00	7,800.00
01- 0000- 0- 0000- 0000- 8045- 000- 0000	Ed Revenue Augm,Unrestric	11,704.00	11,704.00		11,704.00
	Total for Object 8045	11,704.00	11,704.00	.00	11,704.00
01- 0000- 0- 0000- 0000- 8091- 000- 0000	Revenue Limit T,Unrestric	28,840.00	28,840.00		28,840.00
01- 6500- 0- 5001- 0000- 8091- 000- 0000	Revenue Limit T,Special E	28,840.00	28,840.00		28,840.00
	Total for Object 8091	.00	.00	.00	.00
01- 0000- - - - 8092- - - -	Pers Reduction,Unrestric			935.94	935.94
01- 0000- 0- 0000- 0000- 8092- 000- 0000	Pers Reduction,Unrestric	3,439.00	3,439.00		3,439.00
	Total for Object 8092	3,439.00	3,439.00	935.94	2,503.06

Fiscal02a

Account Summary by Object-Balance

Balances through June (12)

Fiscal Year 2012/13

FD- RSRC- Y- GOAL- FUNC- OBJT- SCH- MCMIT	Description	Adopted Budget	Revised Budget	Revenue	Account Balance
Fund 01 - General Fund (continued)					
01-0000-0-0000-0000-8096-000-0000	In-Lieu, Unrestricted/no	.00	1,807,595.00-	542,236.00-	1,265,359.00-
	Total for Object 8096		1,807,595.00-	542,236.00-	1,265,359.00-
01-6500-0-5001-0000-8097-000-0000	Property Taxes, Special Ed	23,224.00	23,224.00		23,224.00
	Total for Object 8097	23,224.00	23,224.00	.00	23,224.00
	Total for Org 020, Fund 01 and Revenue Accounts	3,069,945.00	1,262,350.00	105,162.94	1,157,187.06

Budget Transfer Link # 29024

Budget Transfer # BR13-00018		Status Posted	Type BudRev	Transaction Date 11/08/2012	
Created DSHEPHERD, 11/8/2012		Posted DSHEPHERD, 11/8/2012		Department	
Requisition #		Location		Source Manual	
Comment Charter Revenue					
Line Seq	Account #	Comments	Acct Type	Increase	Decrease
1	01-0000-0-0000-0000-8011-000-0000	District Revenue Limit	R	322,301.00	
2	01-0000-0-0000-0000-8096-000-0000	District In Lieu Property Tax	R		1,796,906.00
3	03-0000-0-0000-0000-8015-000-0000	Charter Block Grant	R	822,751.00	
4	03-0000-0-0000-0000-8096-000-0000	Charter In Lieu Property Tax	R	1,005,094.00	
5	04-0000-0-0000-0000-8015-000-0000	Charter Block Grant	R	693,324.00	
6	04-0000-0-0000-0000-8096-000-0000	Charter In Lieu Property Tax	R	791,812.00	
7	03-0000-0-0000-0000-8590-000-0000	Charter Categorical Block Grant	R		153,940.00
8	03-0000-0-0000-0000-8590-000-0000	Charter Categorical Block Grant	R	186,875.00	
9	04-0000-0-0000-0000-8590-000-0000	Charter Categorical Block Grant	R		123,540.00
10	04-0000-0-0000-0000-8590-000-0000	Charter Categorical Block Grant	R	146,275.00	
11	01-0000-0- - 9790- -	Charter Revenue	B		1,474,605.00
12	03-0000-0- - 9790- -	Charter Revenue	B	1,860,780.00	
13	04-0000-0- - 9790- -	Charter Revenue	B	1,507,871.00	
				1,894,046.00	
				1,894,046.00	

BT # BR13-00018 Net Change to Expense
 BT # BR13-00018 Net Change to Revenue
 BT # BR13-00018 Net Change to Starting Balance
 BT # BR13-00018 Net Change to Fund Balance

DShepherd

Selection Grouped by Budget Transfer Number, sorted by Line Seq

ESCAPE ONLINE

Page 1 of 1

Budget Transfer Link # 29036

Budget Transfer # BR13-00019		Status Posted	Type BudRev	Transaction Date 11/09/2012	
Created DSHEPHERD, 11/9/2012		Posted DSHEPHERD, 11/9/2012		Department	Source Manual
Requisition #		Location			
Comment Basic Aid supplemental					
Line Seq	Account #	Comments	Acct Type	Increase	Decrease
1	01-0000-0-0000-0000-8011-000-0000	Basic aid supplemental	R	900,000.00	
2	01-0000-0- - -9790- -	Basic Aid supplemental	B	900,000.00	
BT # BR13-00019 Net Change to Expense BT # BR13-00019 Net Change to Revenue BT # BR13-00019 Net Change to Starting Balance BT # BR13-00019 Net Change to Fund Balance					

D. Shepherd

SETTLEMENT

BETWEEN

GRAVENSTEIN UNION SCHOOL DISTRICT

AND

GRAVENSTEIN UNION TEACHERS ASSOCIATION

FOR COMPLETION OF 2011-12 CONTRACT NEGOTIATIONS

- One-time payment (off the salary schedule) equal to 3% of the individual's base salary amount of the 2011-12 fiscal year
- GUTA agrees to drop any other proposals
- GUSD agrees to drop any other proposals

For the District

Sandra LaMour
Superintendent

Date 10-19-12

For the Association

Donal D. Lee
GUTA Negotiations Chair

Date 10/19/12